

Australian vocational education and training statistics

# VET qualification completion rates 2023

National Centre for Vocational Education Research



## Highlights

Completion rates after four years, for nationally recognised VET qualifications commencing in 2019, were:

- 47.3% for all qualifications, down 0.3 percentage points from those commencing in 2018
- 48.2% for training package qualifications, down 0.5 percentage points from those commencing in 2018
- 37.0% for accredited qualifications, up 0.6 percentage points from those commencing in 2018.

A VET qualification is made up of a number of subjects. In 2023, subject load pass rates were:

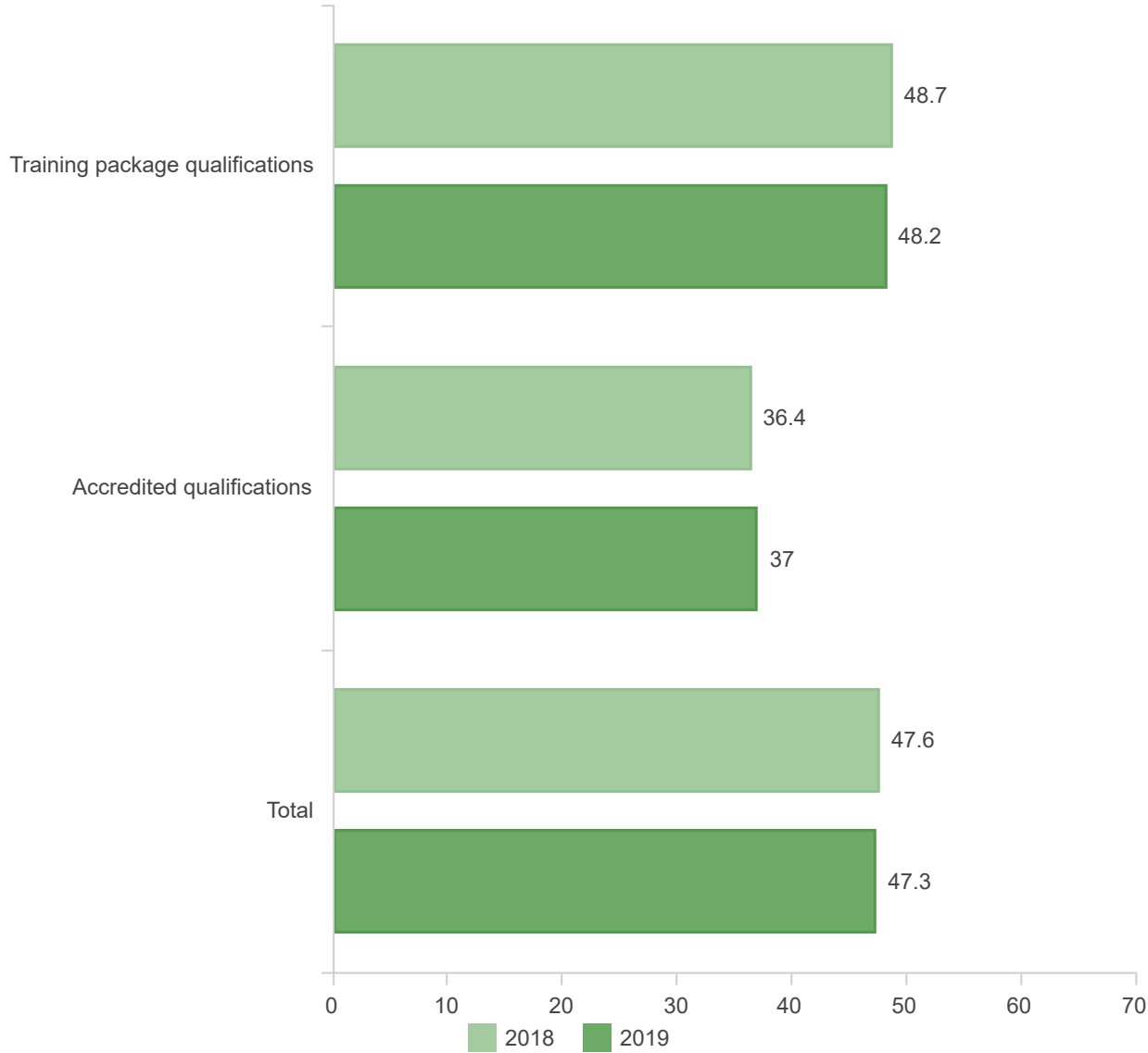
- 82.7% for all qualifications, up 2.3 percentage points from 2022
- 83.5% for training package qualifications, up 2.5 percentage points from 2022
- 69.9% for accredited qualifications, down 0.4 percentage points from 2022.

# Completion rates

## Completion rates four years after commencement

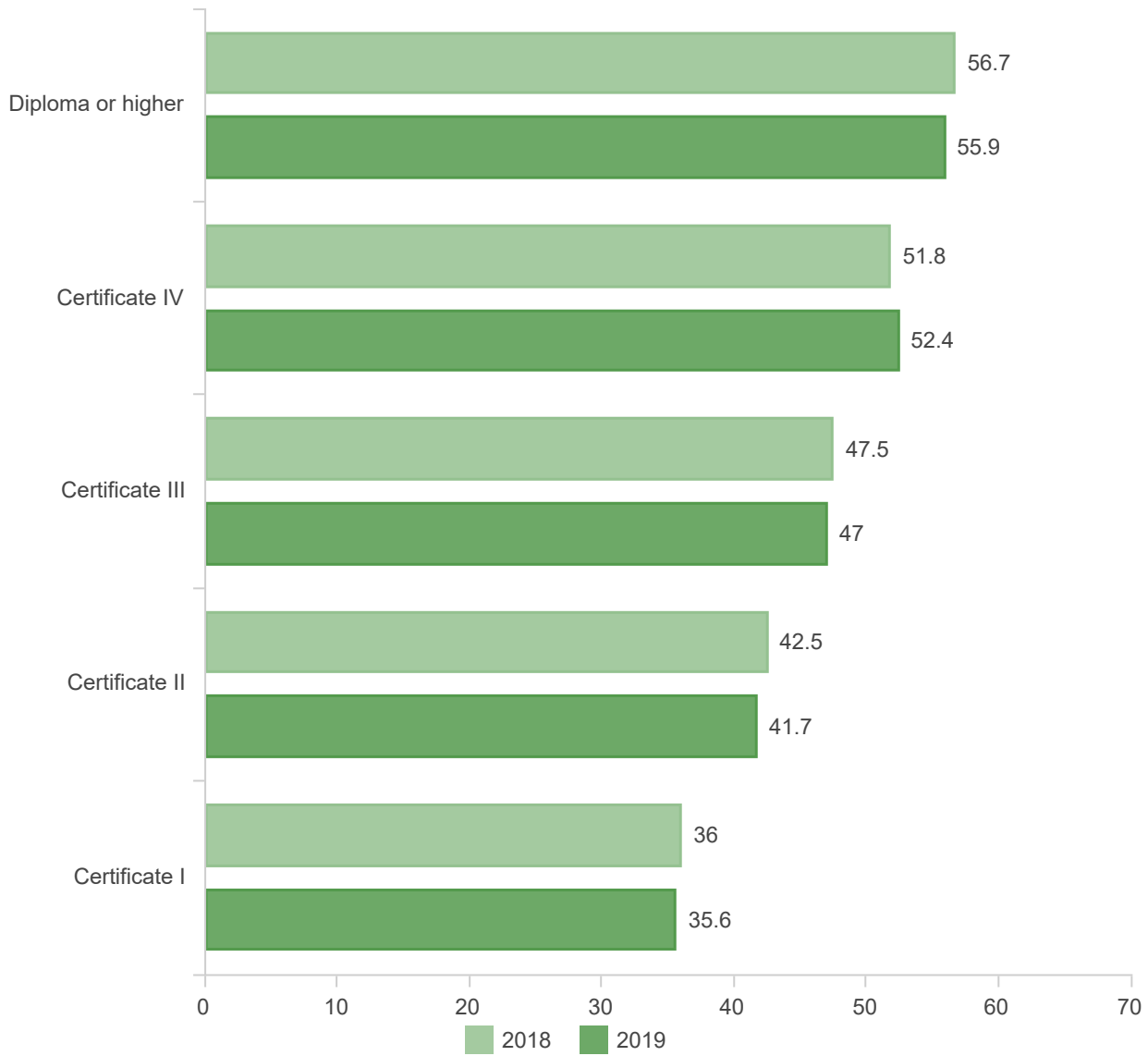
- For VET qualifications that commenced in 2019, the completion rate after 4 years was:
- 47.3% for all qualifications (down 0.3 percentage points from those commencing in 2018)
  - 48.2% for training package qualifications (down 0.5 percentage points from those commencing in 2018)
  - 37.0% for accredited qualifications (up 0.6 percentage points from those commencing in 2018).

Figure 1 Completion rates four years after commencement for qualifications commencing in 2018 and 2019, by type of training (%)

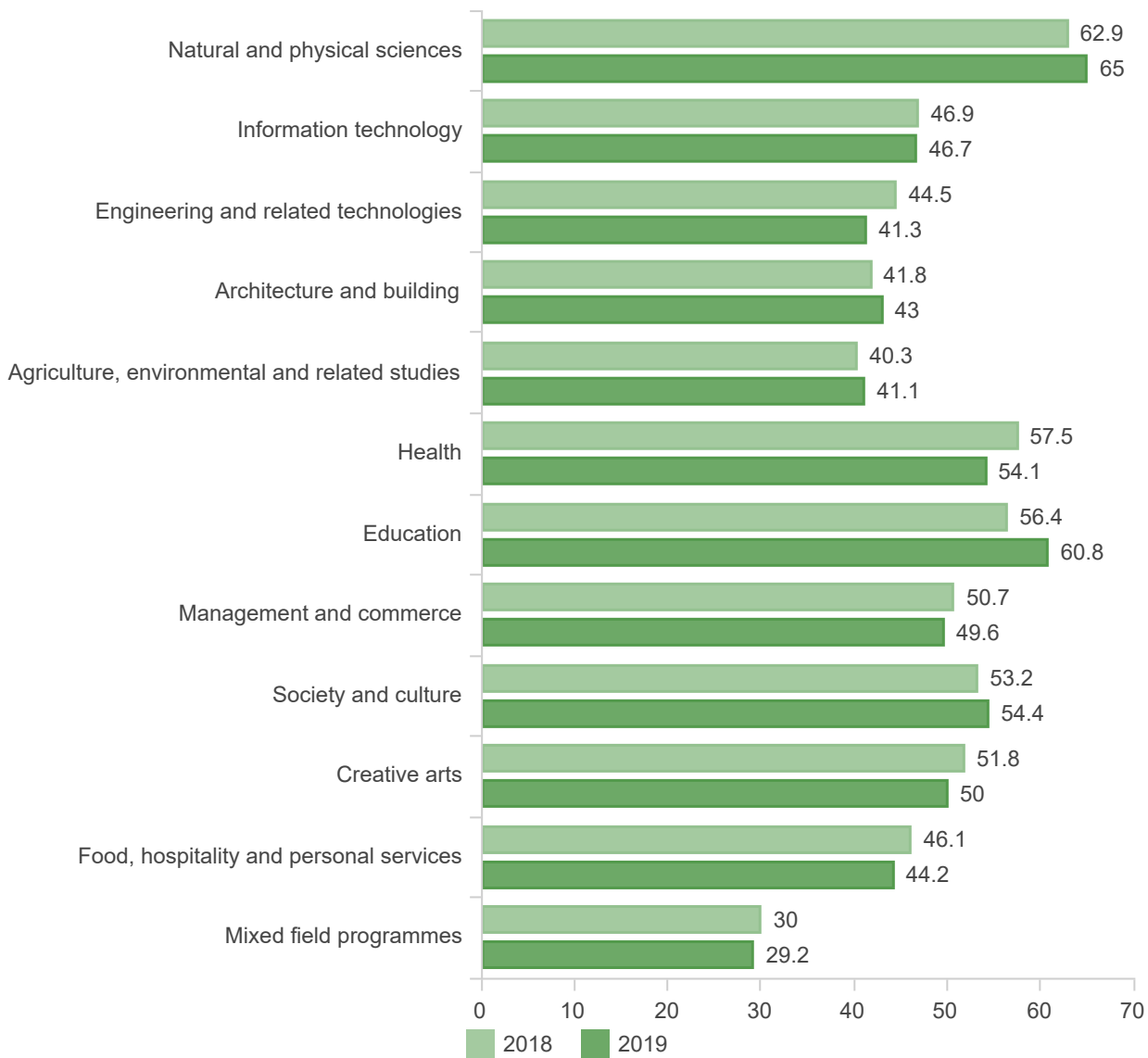


The completion rate for VET qualifications that commenced in 2019 was highest for diploma or higher level qualifications.

Figure 2 Completion rates four years after commencement for qualifications commencing in 2018 and 2019, by level of education (%)



**Figure 3 Completion rates four years after commencement for qualifications commencing in 2018 and 2019, by field of education (%)**



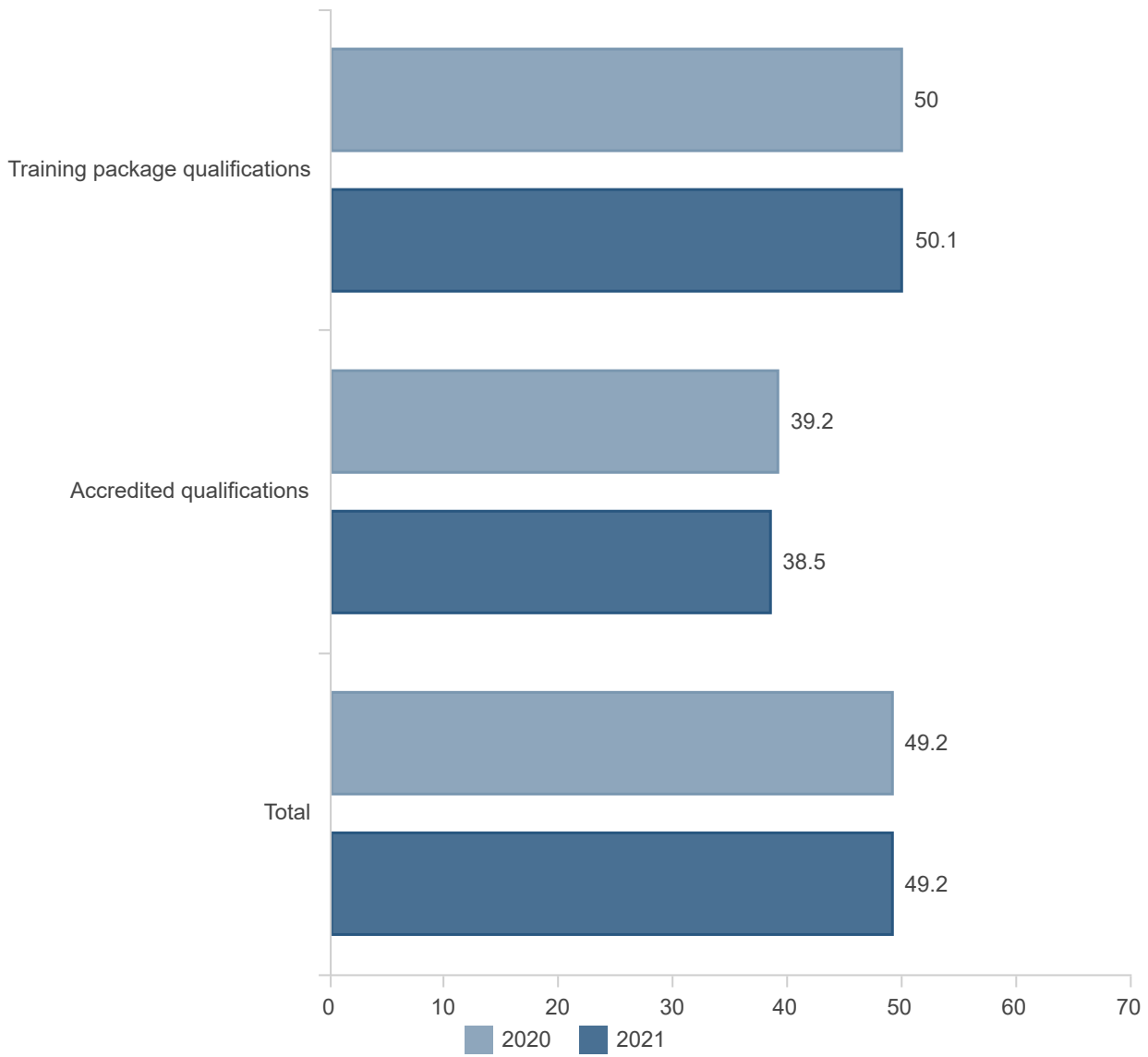
Completion rates by various student and training attributes are available in the [VET qualification completion rates 2023: data slicer](#).

### Projected completion rates

The completion rate for qualifications that commenced in 2020 and 2021 are projected to be 49.2%.

Reference to, and the use of, projected rates should be with caution as these may be overstated. This is due to both the natural lag from when a completion occurs and subsequently how data are reported. Projected rates are provided to give an indication of the completion rate trends only.

Figure 4 Projected completion rates for qualifications commencing in 2020 and 2021, by type of training (%)



# Subject load pass rates

A VET qualification is made up of a number of subjects. The subject load pass rate is the ratio of hours studied by students who passed their subject(s) to the total hours committed to by all students who passed, failed, or were withdrawn from the corresponding subject(s). NCVER uses a load pass rate, rather than a pass rate, to account for the variability in subject lengths. Subject lengths are represented by reporting hours, whereby longer hours generally indicate more complex learning outcomes.

In 2023, subject load pass rates were:

- 82.7% for all qualifications
- 83.5% for training package qualifications
- 69.9% for accredited qualifications.

Figure 5 Subject load pass rates for qualifications by type of training, 2019 to 2023 (%)

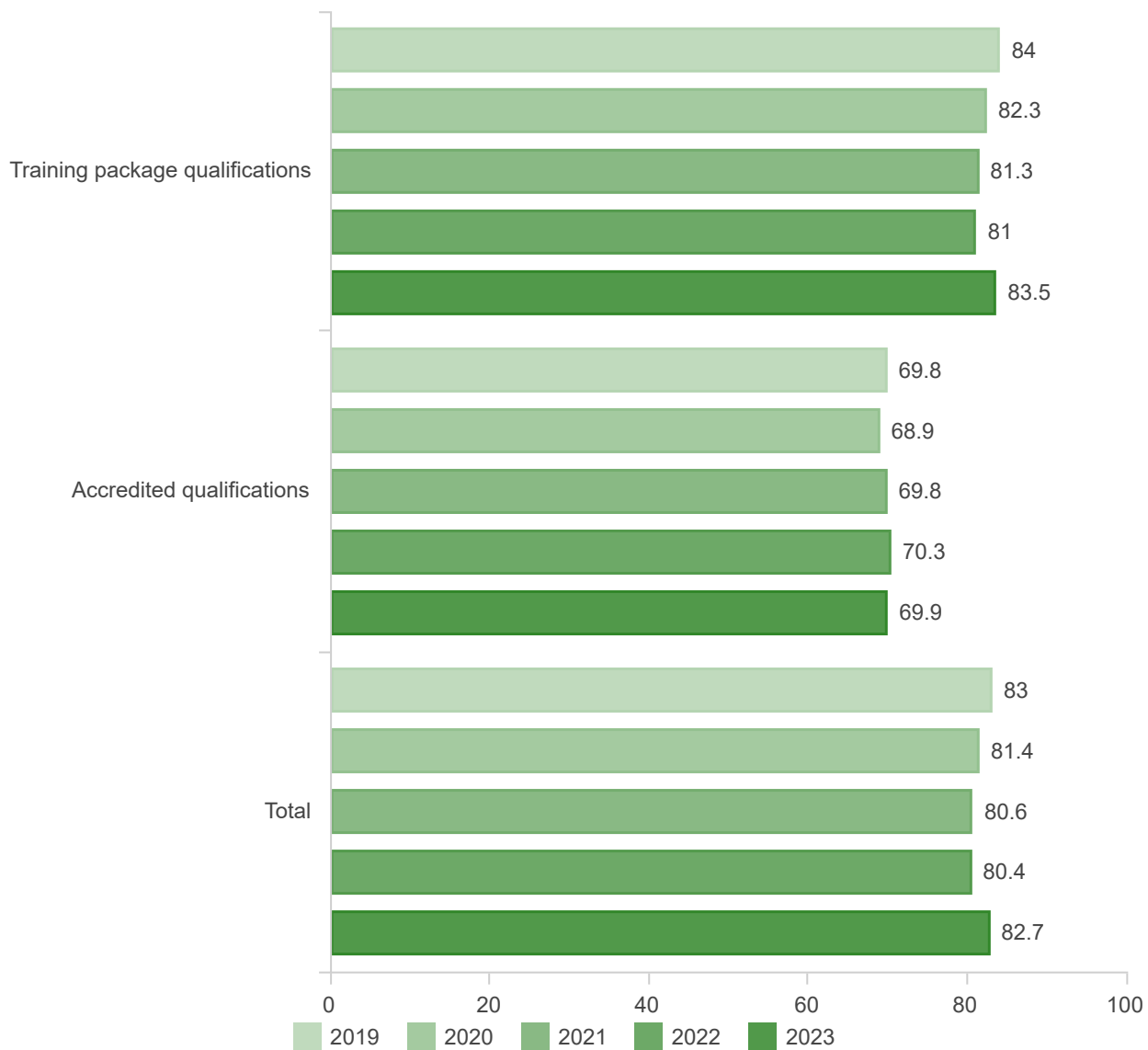
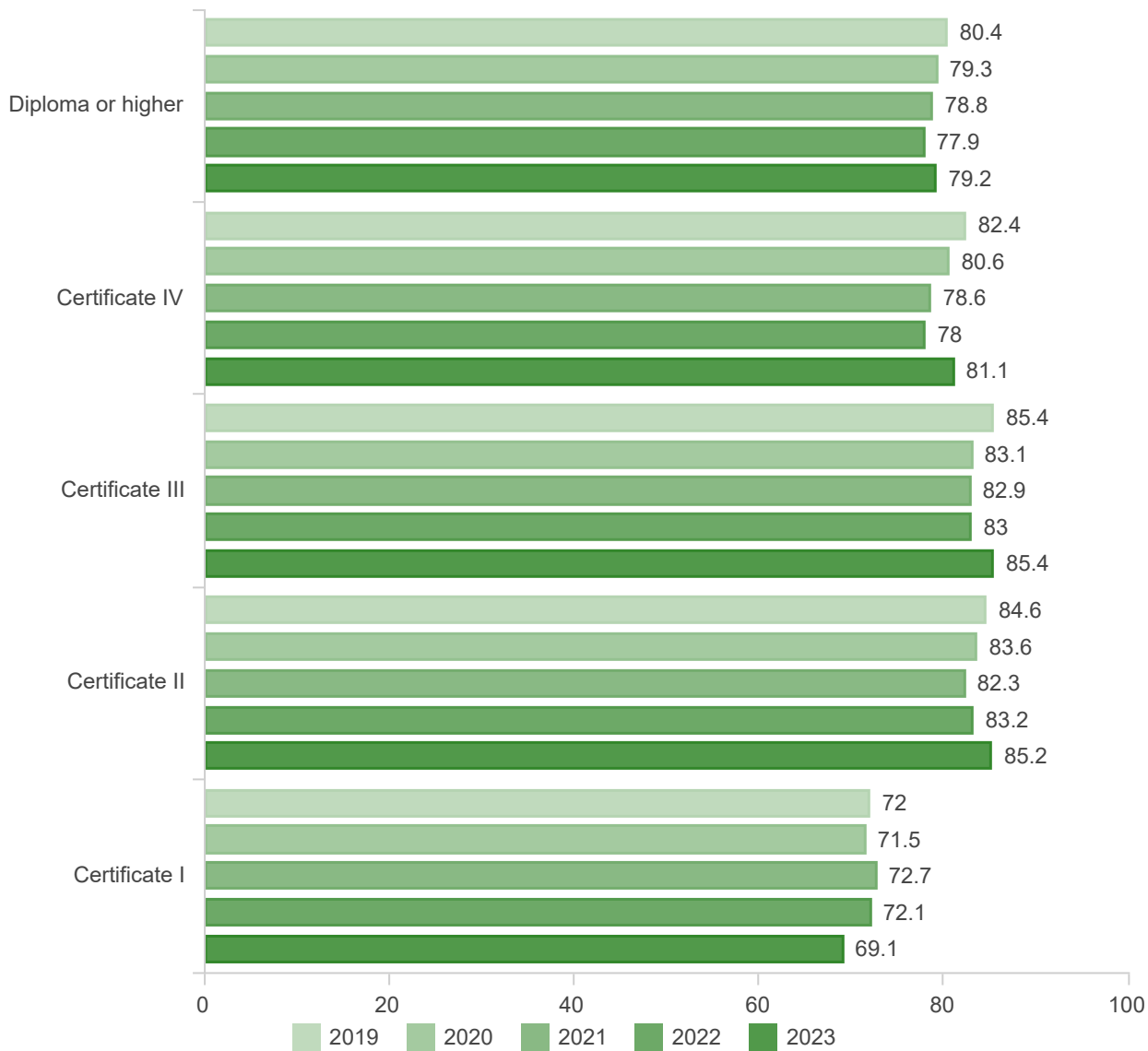


Figure 6 Subject load pass rates for qualifications by level of education, 2019 to 2023 (%)



© Commonwealth of Australia, 2024



For details and exceptions visit the [NCVER Portal](#).

This document should be attributed as NCVER 2024, *VET qualification completion rates 2023*, NCVER, Adelaide.

This work has been produced by NCVER on behalf of the Australian Government, and state and territory governments, with funding provided through the Australian Government Department of Employment and Workplace Relations.

The views and opinions expressed in this document are those of NCVER and do not necessarily reflect the views of the Australian Government or state and territory governments.

ISSN 2981-8346

TD/TNC 157.02

Published by NCVER, ABN 87 007 967 311