

Australian vocational education and training statistics

# Government-funded students and courses January to March 2022

National Centre for Vocational Education Research



## Highlights

In the three months to 31 March 2022, 708 450 students were enrolled in government-funded vocational education and training (VET) in Australia. They included:

- 702 445 students enrolled in nationally recognised training
- 19 390 students enrolled in non-nationally recognised training.

Government-funded program enrolments comprised:

- 93.4% in nationally recognised programs
- 4.2% in locally developed programs
- 2.3% in non-nationally recognised programs.

89.4% of program enrolments were in qualifications:

- 82.1% of program enrolments were in training package qualifications
- 7.3% were in accredited qualifications
- 50.3% of qualifications were at certificate III level
- 20.7% of qualifications were at certificate IV level.

## Students

In the first three months to 31 March 2022, 708 450 students were enrolled in government-funded VET in Australia, a decrease of 5.4% from 2021.

Some students enrolled in one or more programs, others in stand-alone subjects, and some in a combination of both.

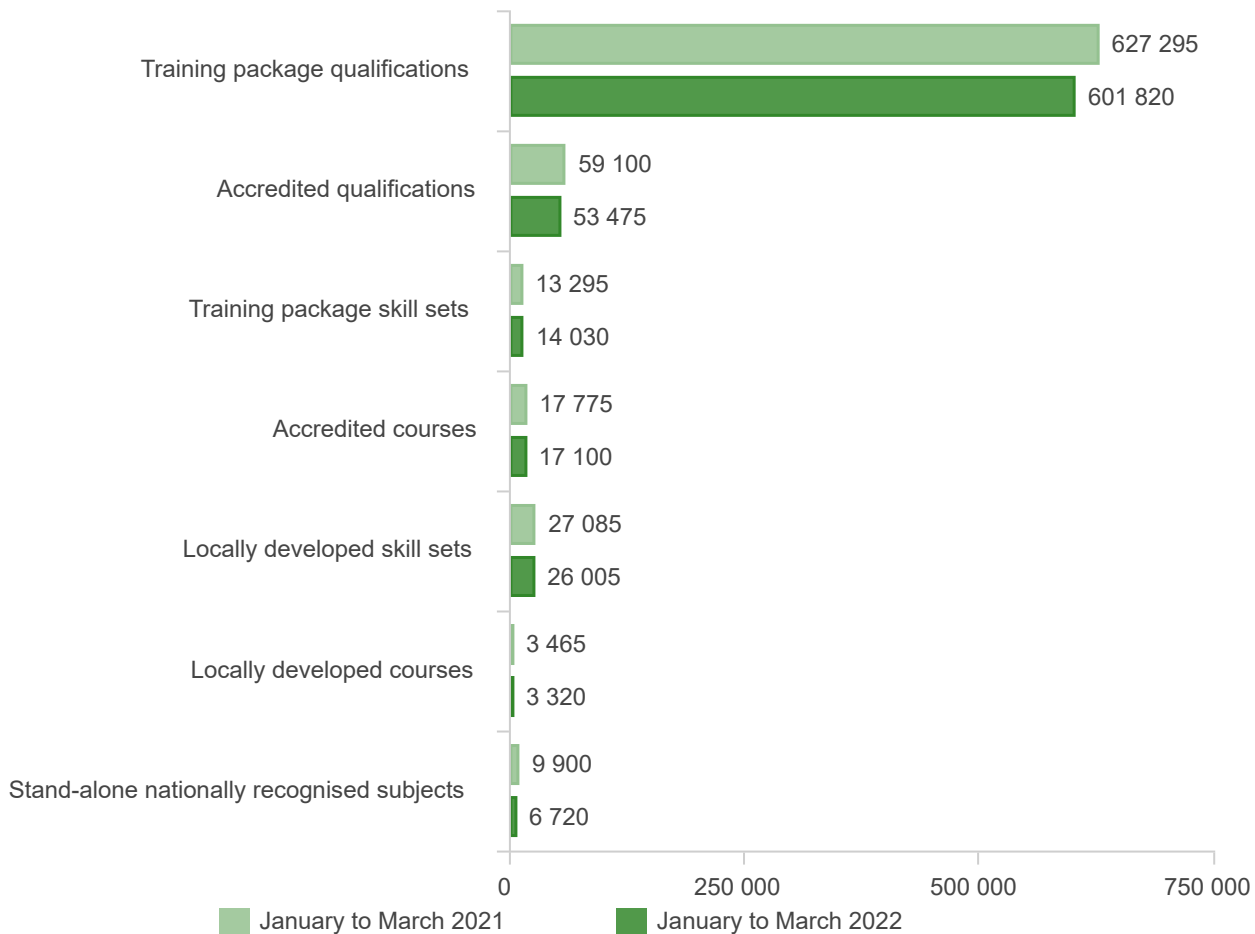
In the first three months to 31 March 2022, 702 445 government-funded students were enrolled in nationally recognised VET, consisting of:

- training package qualifications (601 820 students or 85.7% of students undertaking nationally recognised VET)
- accredited qualifications (53 475 students or 7.6%)
- training package skill sets (14 030 students or 2.0%)
- accredited courses (17 100 students or 2.4%)
- locally developed skill sets and courses comprised of at least one nationally recognised subject (29 310 students or 4.2%)
- stand-alone nationally recognised subjects (6 720 students or 1.0%).

19 390 students were enrolled in non-nationally recognised VET, consisting of:

- non-nationally recognised programs (17 485 students)
- higher education qualifications (95 students)
- stand-alone nationally recognised subjects (1 815 students).

**Figure 1 Government-funded students by type of training, January to March 2021 and 2022, Australia**



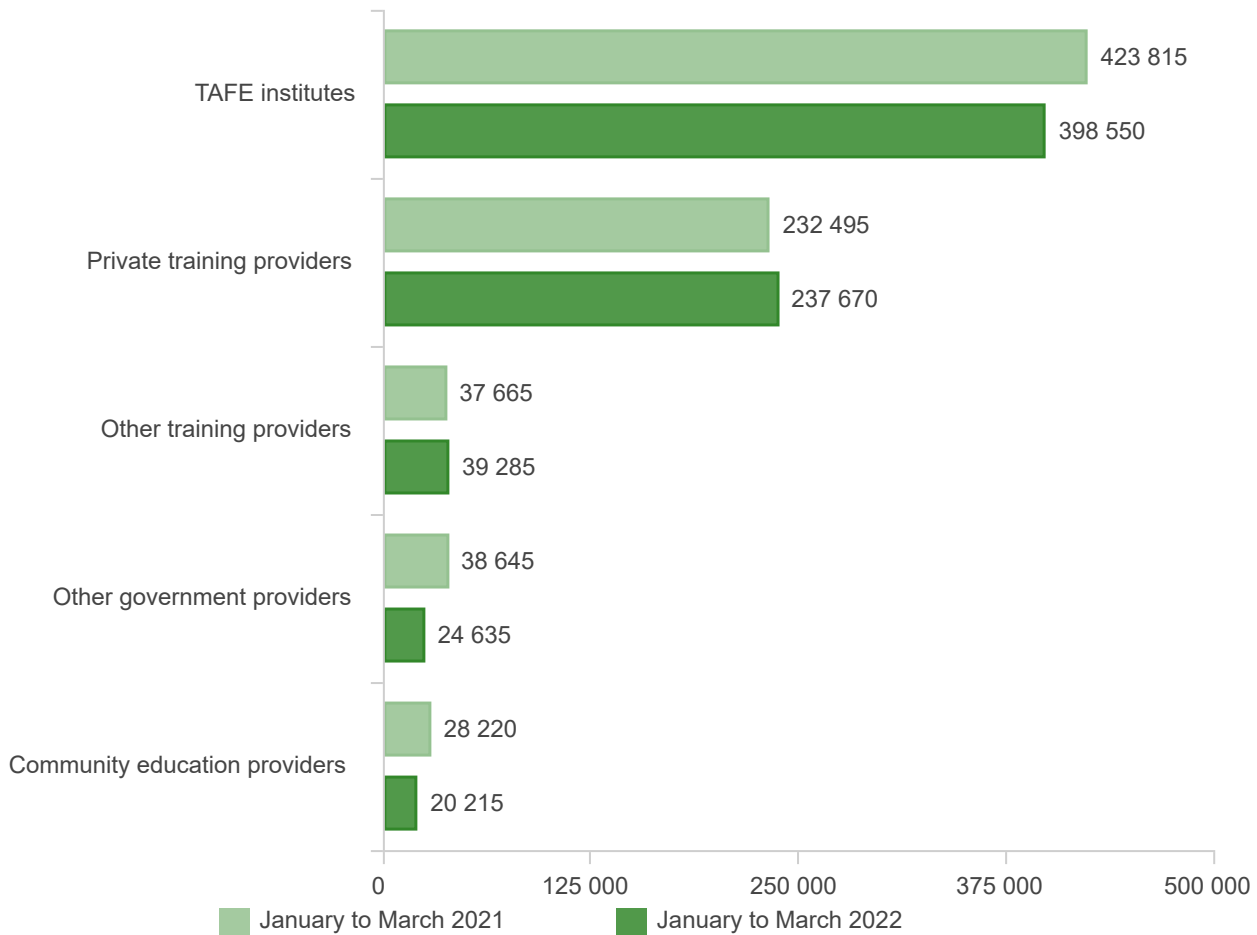
Note: The sum of students will not add to the January-March 2022 total (708 450) for Australia as a student may have enrolled in multiple programs and/or subjects in the reporting period.

## Students by training providers

In the first three months to 31 March 2022, 1 166 training providers delivered government-funded VET to 708 450 students in Australia, consisting of:

- 398 550 or 56.3% at TAFE institutes (down 6.0% from January-March 2021)
- 237 670 or 33.5% at private training providers (up 2.2%)
- 39 285 or 5.5% at other training providers (up 4.3%)
- 24 635 students or 3.5% at other government providers (down 36.2%)
- 20 215 students or 2.9% at community education providers (down 28.4%).

**Figure 2 Government-funded students by provider reporting type, January to March 2021 and 2022, Australia**



Note: The sum of students will not add to the January-March 2022 total (708 450) for Australia as a student may have enrolled in multiple provider types in the reporting period.

**Table 1 Provider reporting type, January to March 2018 to 2022, Australia**

<b>Provider reporting type</b>	<b>2018</b>	<b>2019</b>	<b>2020</b>	<b>2021</b>	<b>2022</b>
TAFE institutes	35	25	24	24	24
Private training providers	1 038	957	917	897	865
Other training providers	247	231	232	214	205
Other government providers	10	10	10	10	9
Community education providers	239	260	248	233	113
<b>Total</b>	<b>1 515</b>	<b>1 434</b>	<b>1 380</b>	<b>1 329</b>	<b>1 166</b>

Note: The total is a distinct count of training providers that submitted data through the state training authorities. Some training providers deliver VET in more than one state or territory. Therefore, they are counted in each state or territory's figures, but only counted once in the total.

## Program enrolments

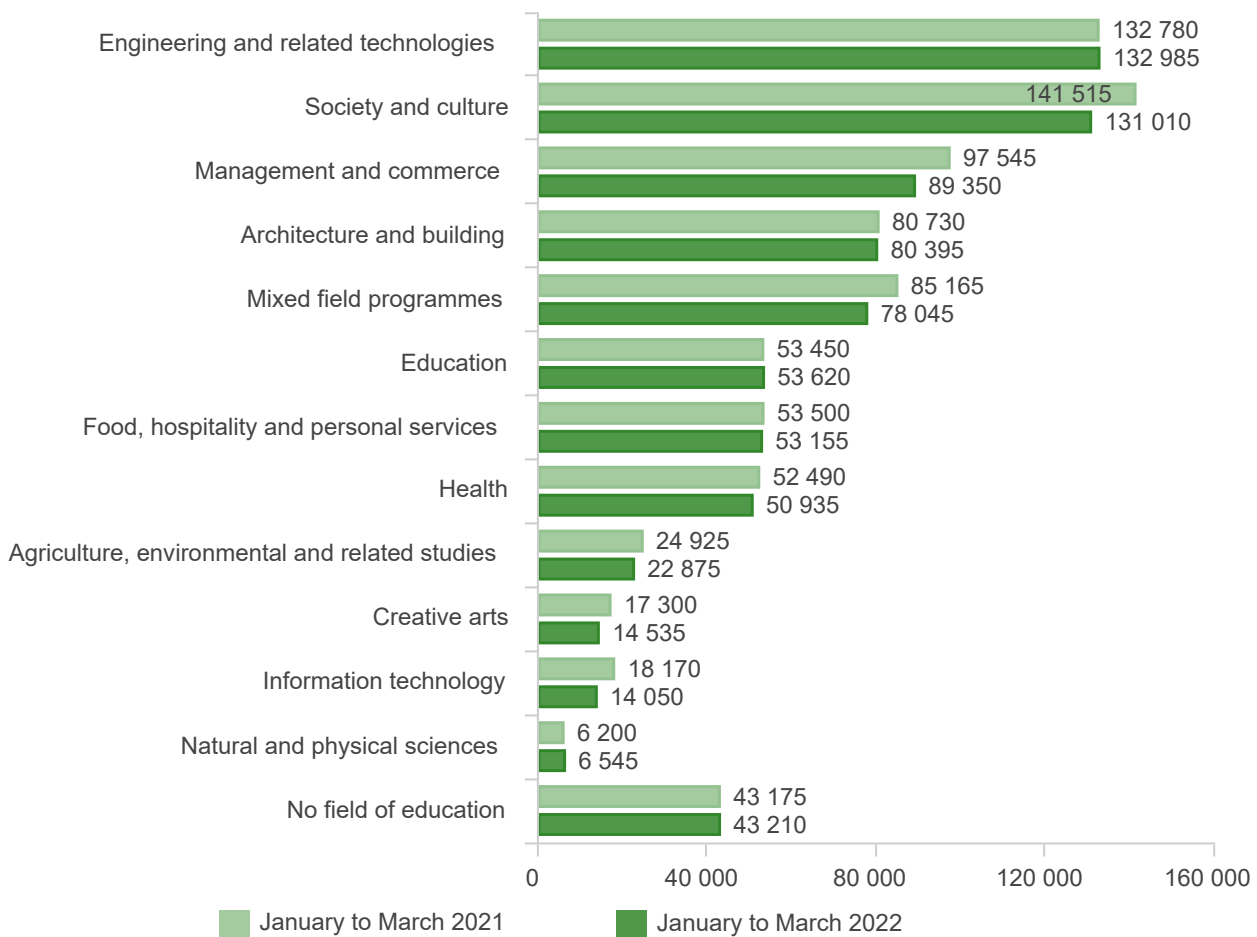
In the first three months to 31 March 2022, there were 770 710 government-funded program enrolments in Australia, a decrease of 4.5% from the same period in 2021.

Of these:

- 89.4% were in qualifications, including training package qualifications (82.1%) and accredited qualifications (7.3%)
- 4.1% were in training package skill sets and accredited courses
- 4.2% were in locally developed programs comprised of at least one nationally recognised subject
- 2.3% were in non-nationally recognised programs.

In the first three months to 31 March 2022, the most popular field of education was Engineering and related technologies (132 985 or 17.3%), followed by Society and culture (131 010 or 17.0%).

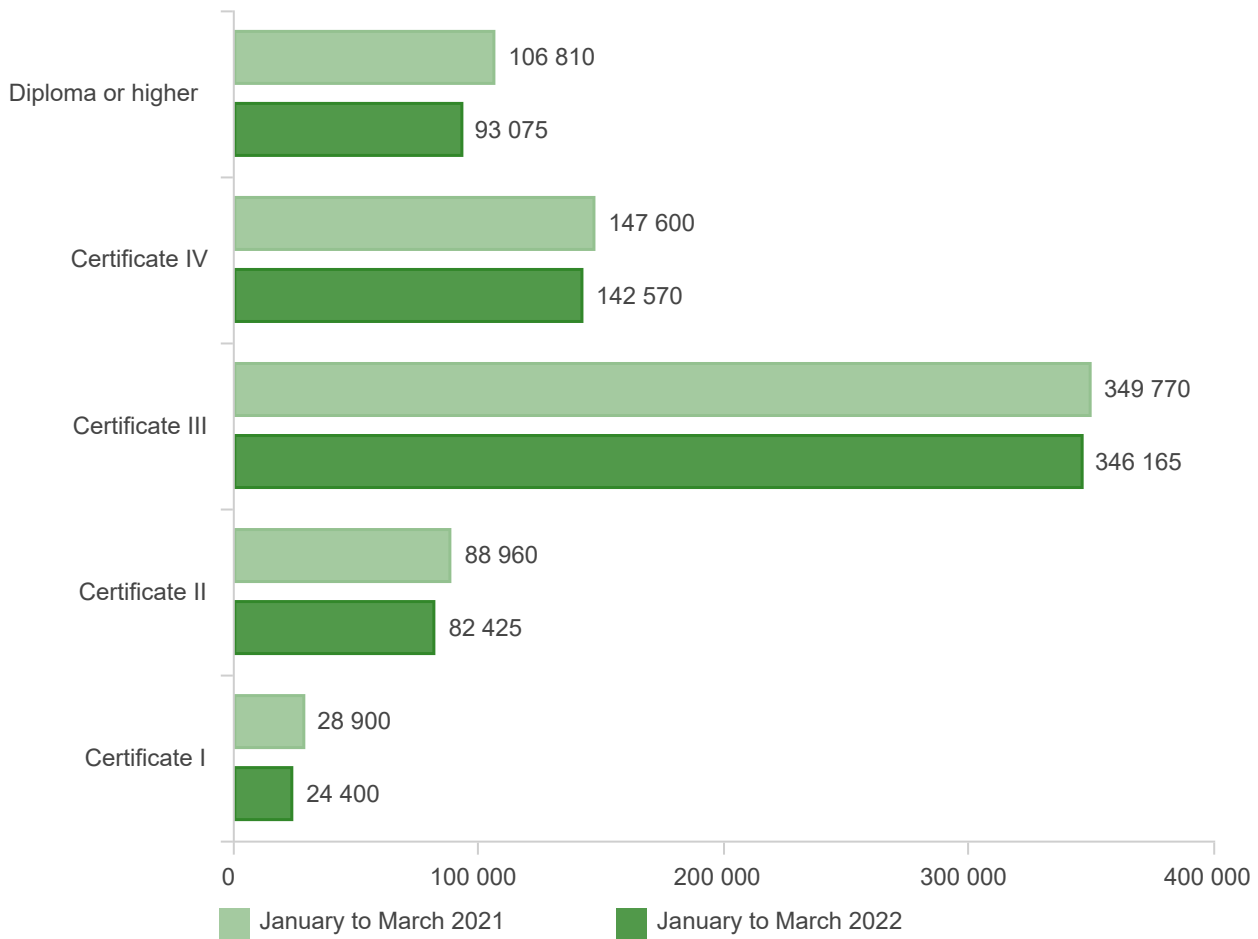
**Figure 3 Government-funded program enrolments by field of education, January to March 2021 and 2022, Australia**



In the first three months to 31 March 2022, there were 688 635 government-funded nationally recognised qualification enrolments in Australia (down 4.6% from the same period in 2021).

The most popular level of education was Certificate III (346 165 or 50.3%), followed by Certificate IV (142 570 or 20.7%).

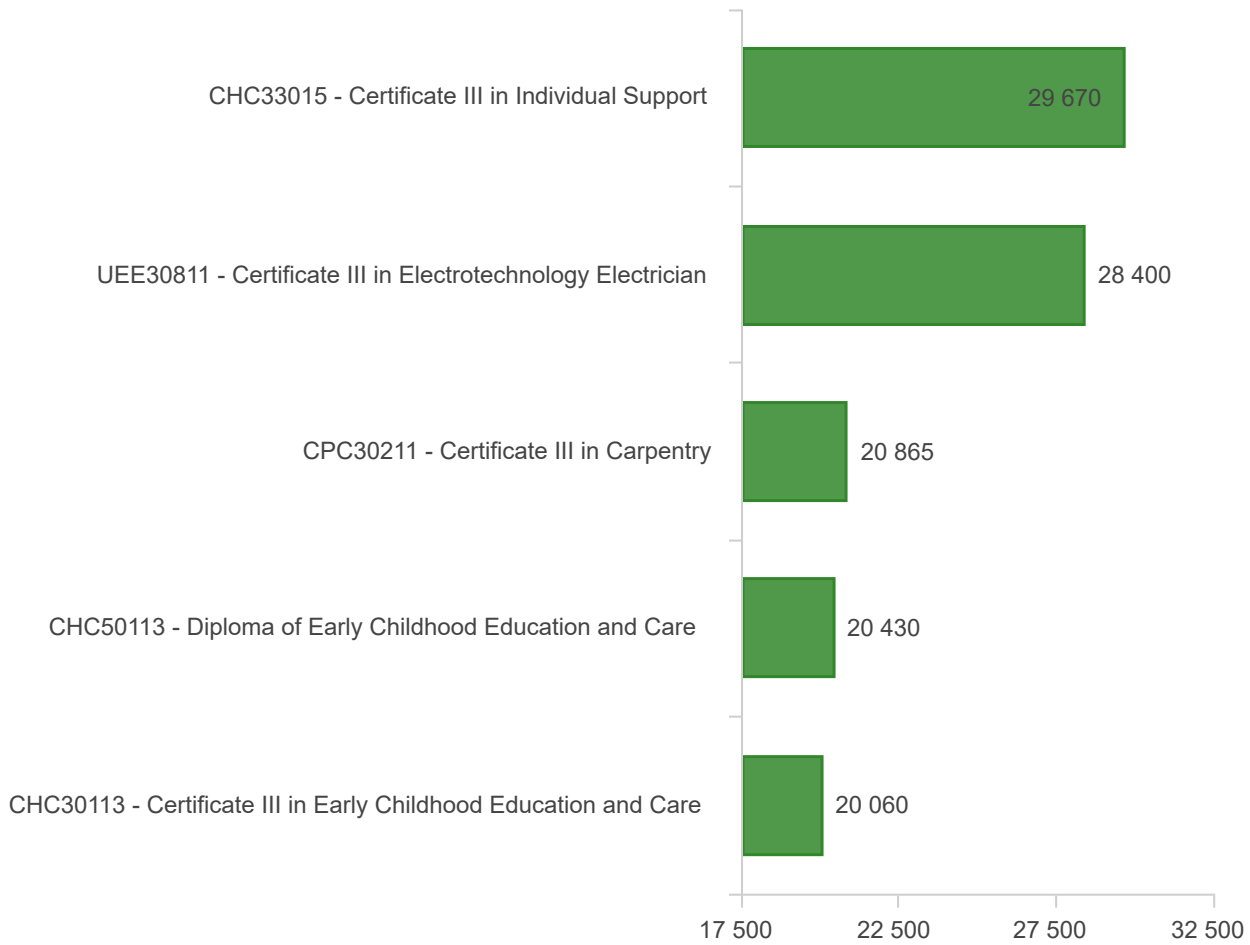
**Figure 4 Government-funded nationally recognised qualification enrolments by level of education, January to March 2021 and 2022, Australia**



Note: Data in the figure above are based on training package qualifications and accredited qualifications only. Other programs such as training package skill sets and accredited courses are excluded.

The most popular qualification was CHC33015 - Certificate III in Individual Support (29 670 enrolments or 4.3%), followed by UEE30811 - Certificate III in Electrotechnology Electrician (28 400 or 4.1%).

**Figure 5 Government-funded nationally recognised qualification enrolments, top 5 programs, January to March 2022, Australia**



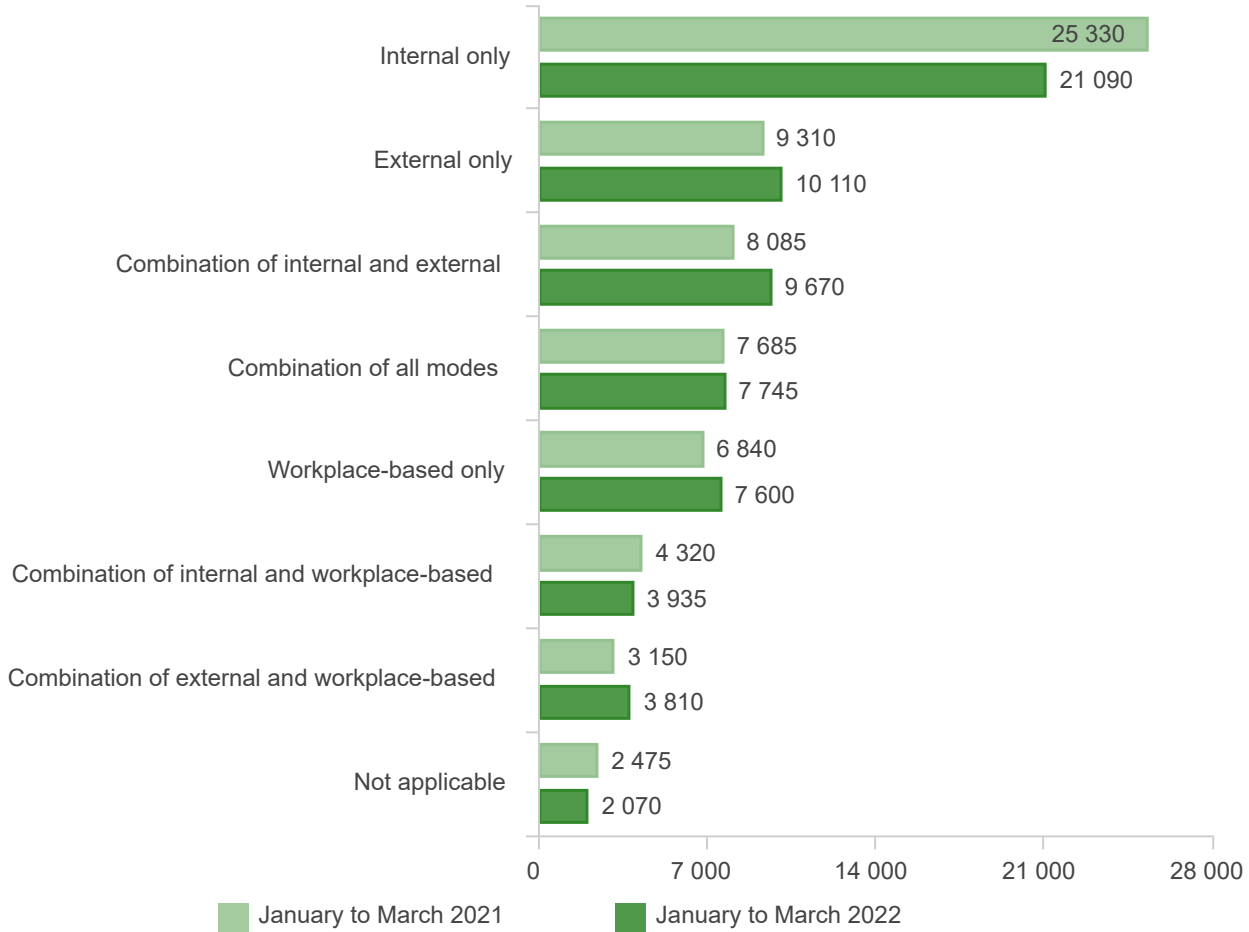
Note: Data in the figure above are based on training package qualifications and accredited qualifications only. Other programs such as training package skill sets and accredited courses are excluded.

## Full-year training equivalents (FYTEs) by delivery type

In the first three months to 31 March 2022, there were 66 030 FYTEs in government-funded VET in Australia (down 1.7% from the same period in 2021).

The delivery type for subjects can be represented by a single type or a combination of many. The most popular delivery type was Internal only (21 090 or 31.9%), followed by External only (10 110 or 15.3%).

Figure 6 Government-funded FYTEs by delivery type, January to March 2021 and 2022, Australia

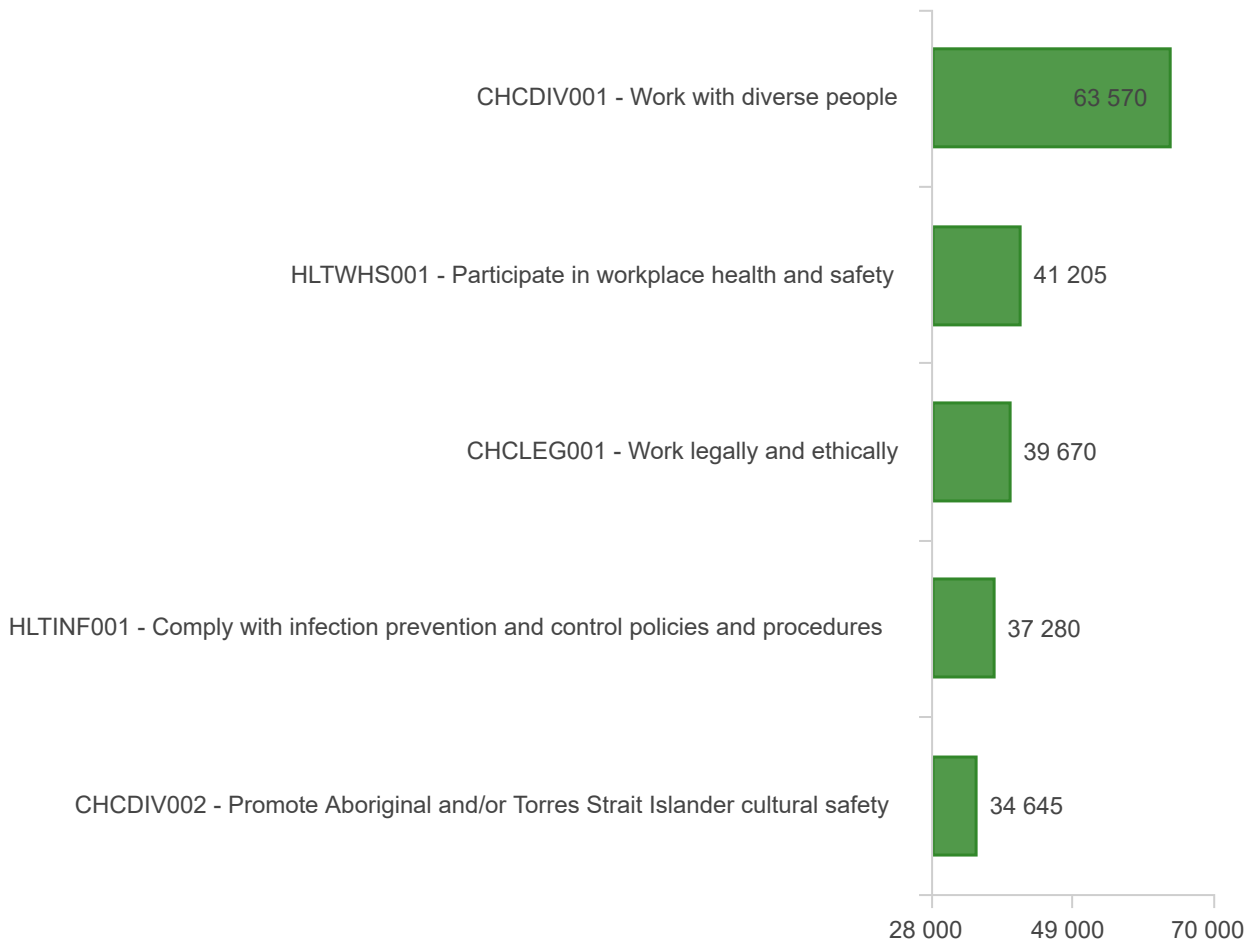




## Top 5 units of competency

In the first three months to 31 March 2022, government-funded VET students in Australia enrolled in 4 223 335 units of competency (down 13.4% from 2021).

**Figure 7 Government-funded subject enrolments in the top 5 units of competency, January to March 2022, Australia**



Note: Data in the figure above are based on units of competency only. Training activity for accredited units is excluded.

© Commonwealth of Australia, 2022



For details and exceptions visit the [NCVER Portal](#).

This document should be attributed as NCVER 2022, *Government-funded students and courses: January to March 2022*, NCVER, Adelaide.

This work has been produced by NCVER on behalf of the Australian Government, and state and territory governments, with funding provided through the Australian Government Department of Employment and Workplace Relations.

The views and opinions expressed in this document are those of NCVER and do not necessarily reflect the views of the Australian Government or state and territory governments.

ISSN 2206-5156  
TD/TNC 149.05

Published by NCVER, ABN 87 007 967 311  
*and courses: January to March 2022*