

# International onshore VET qualification completer outcomes 2023



National Centre for Vocational Education Research

## Description

International onshore VET qualification completer outcomes 2023 provides a summary of the outcomes of international students who completed their vocational education and training (VET) qualification in Australia in 2022. These students were surveyed as an additional component to the 2023 National Student Outcomes Survey.

Information is presented on international onshore VET qualification completers' reasons for training and their employment outcomes, their satisfaction with training and further study outcomes.

Overall, 13 594 international onshore VET qualification completers responded to the survey.

## Highlights

### Main reason for training

Overall, 75.4% undertook training for employment-related reasons, 22.0% for personal reasons, and 2.5% for further study reasons.

Main reasons for training were to:

- develop or start my own business (24.4%)
- gain extra skills for current job (15.9%).

### Employment and further study outcomes

In 2023:

- 76.6% had an improved employment status after training, up 3.6 percentage points from 2022
- 84.2% were employed after training, up 1.2 percentage points from 2022
- 47.3% were enrolled in further study after training, down 2.2 percentage points from 2022.

### Barriers of employment

Of those looking for work at some stage after training, 81.0% faced at least one barrier when looking for work, down 1.3 percentage points from 2022. Of these, the two most commonly cited barriers were:

- lack of jobs due to COVID-19 (30.7%), down 6.3 percentage points from 2022
- did not have a required permanent residency/work visa (29.4%), down 3.3 percentage points from 2022.

### Satisfaction with training

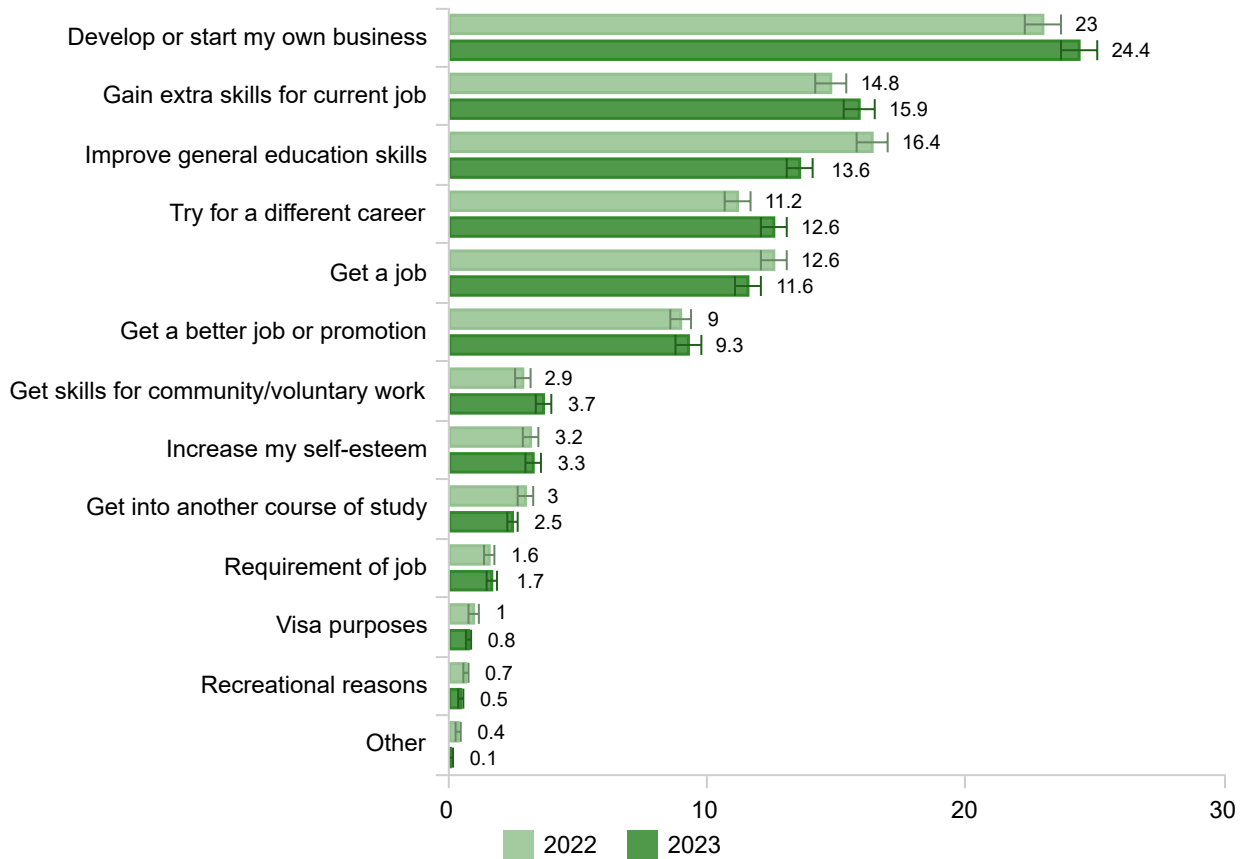
As reported in 2023:

- 88.8% were satisfied with the training overall, up 1.6 percentage points from 2022
- 85.2% are likely to recommend their training provider, up 2.4 percentage points from 2022.

## Main reason for training

Overall, 75.4% of international onshore qualification completers undertook training for employment-related reasons, 22.0% for personal reasons, and 2.5% for further study reasons. The main reason for training was to 'Develop or start my own business', as cited by 24.4% of international onshore qualification completers.

**Figure 1 Main reason for undertaking training, for international onshore qualification completers, 2022 and 2023 (%)**



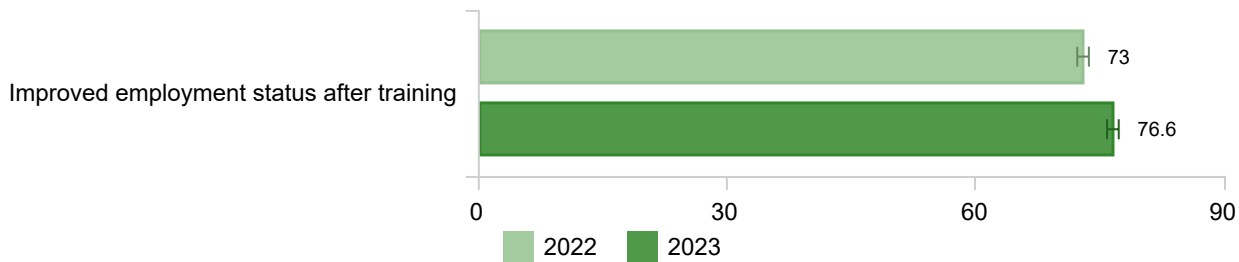
As reported in 2023, 92.1% of international onshore qualification completers achieved their main reason for training, up 1.4 percentage points from 2022.

## Employment outcomes

In 2023, 76.6% of international onshore qualification completers had an improved employment status after training, up 3.6 percentage points from 2022.

- 80.2% of international onshore qualification completers were employed before training. Of these:
  - 20.3% were employed at a higher skill level after training, up 1.4 percentage points from 2022
  - 43.1% were employed in a better job after training, up 1.8 percentage points from 2022.
- 19.8% of international onshore qualification completers were not employed before training. Of these:
  - 65.1% were employed after training, similar to 2022.

**Figure 2 Improved employment status after training for international onshore qualification completers, 2022 and 2023 (%)**



In total, 84.2% of international onshore qualification completers were employed after training, up 1.2 percentage points from 2022.

This included 82.8% employed in Australia. Of these:

- 46.9% were employed full-time, up 10.2 percentage points from 2022
- 51.8% were employed part-time, down 9.5 percentage points from 2022.

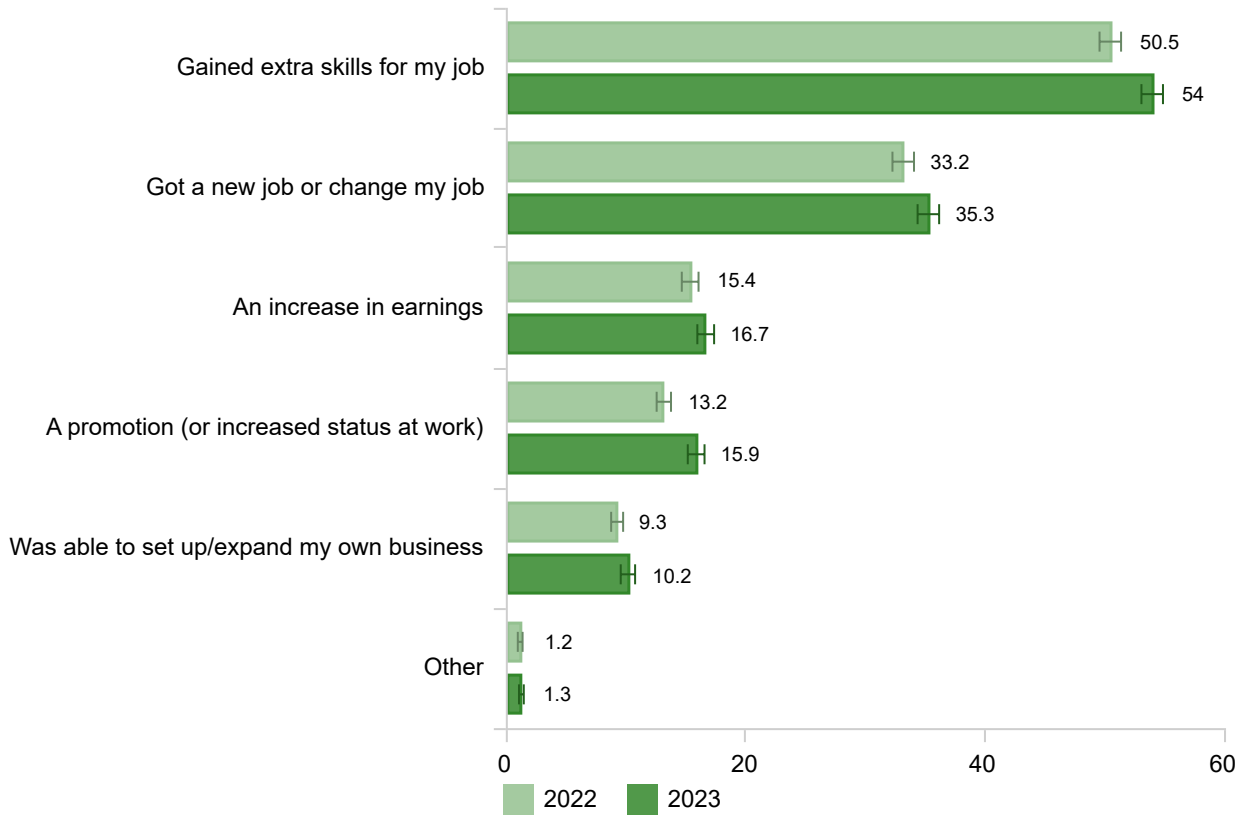
In 2023, 28.2% of international onshore qualification completers were employed after training in the same occupation as their qualification, up 3.7 percentage points from 2022. A further 37.7% were employed in a different occupation but found the training relevant to their current job, similar to 2022.

## Job-related benefits

Of international onshore qualification completers employed after training:

- 88.1% received at least one job-related benefit, up 4.5 percentage points from 2022
- the most commonly cited benefit was 'gained extra skills for my job', cited by 54.0% of international onshore qualification completers followed by 'got a new job or change my job' (35.3%).

**Figure 3 Job-related benefits of undertaking training, for international onshore qualification completers employed after training, 2022 and 2023 (%)**



Note: Totals sum to more than 100% as respondents could choose more than one response category.

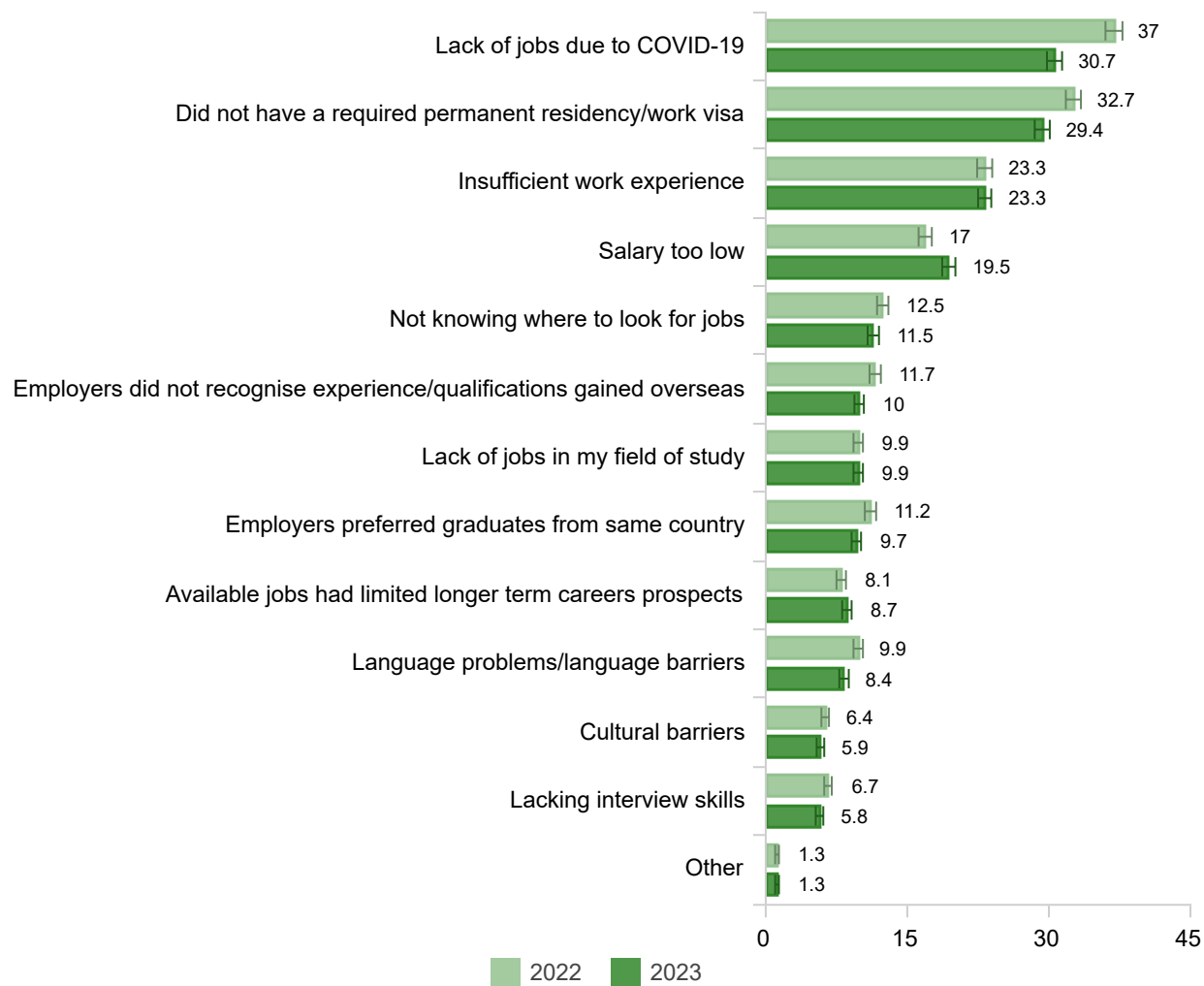
## Barriers to employment

57.1% of international onshore qualification completers were looking for work at some stage after training (including some who were already employed), similar to 2022. Of these, 81.0% faced at least one barrier when looking for work after training, down 1.3 percentage points from 2022.

The most commonly cited barriers were:

- lack of jobs due to COVID-19 (30.7%, down 6.3 percentage points from 2022)
- did not have a required permanent residency/work visa (29.4%, down 3.3 percentage points from 2022)
- insufficient work experience (23.3%, similar to 2022)
- salary too low (19.5%, up 2.5 percentage points from 2022).

**Figure 4 Barriers cited by international onshore qualification completers when looking for work in Australia after training, 2022 and 2023 (%)**



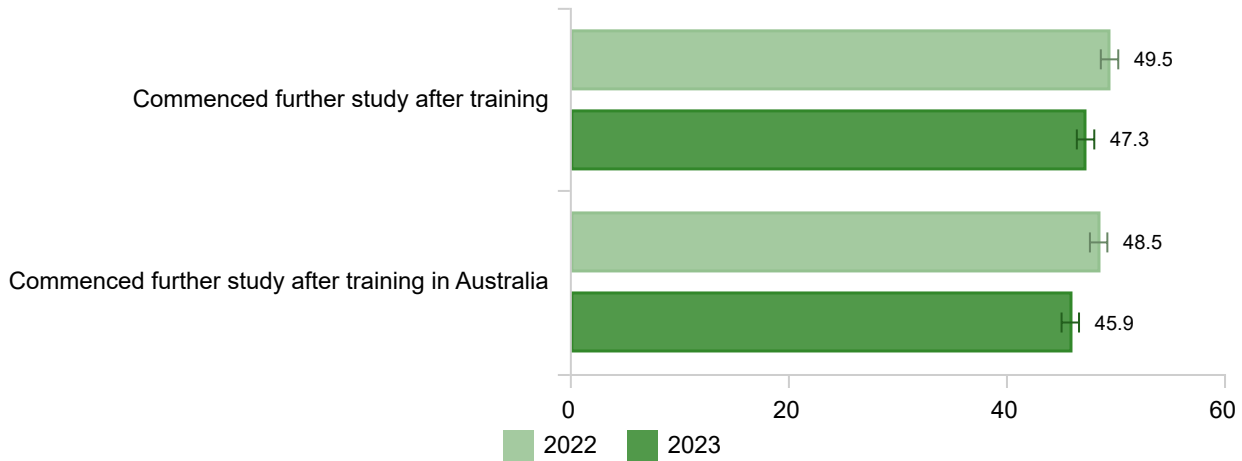
Note: Totals sum to more than 100% as respondents could choose more than one response category.

## Further study outcomes

As reported in 2023:

- 47.3% of international onshore qualification completers commenced study after training, down 2.2 percentage points from 2022
- 45.9% commenced further study after training in Australia, down 2.6 percentage points from 2022.

**Figure 5 Commenced further study after training, for international onshore qualification completers, 2022 and 2023 (%)**



## Satisfaction with training

As reported in 2023:

- 88.8% of international onshore qualification completers were satisfied with the training overall, up 1.6 percentage points from 2022
- 85.2% of international onshore qualification completers are likely to recommend their training provider, up 2.4 percentage points from 2022.

Figure 6 Satisfaction with training, for international onshore qualification completers 2022 and 2023 (%)

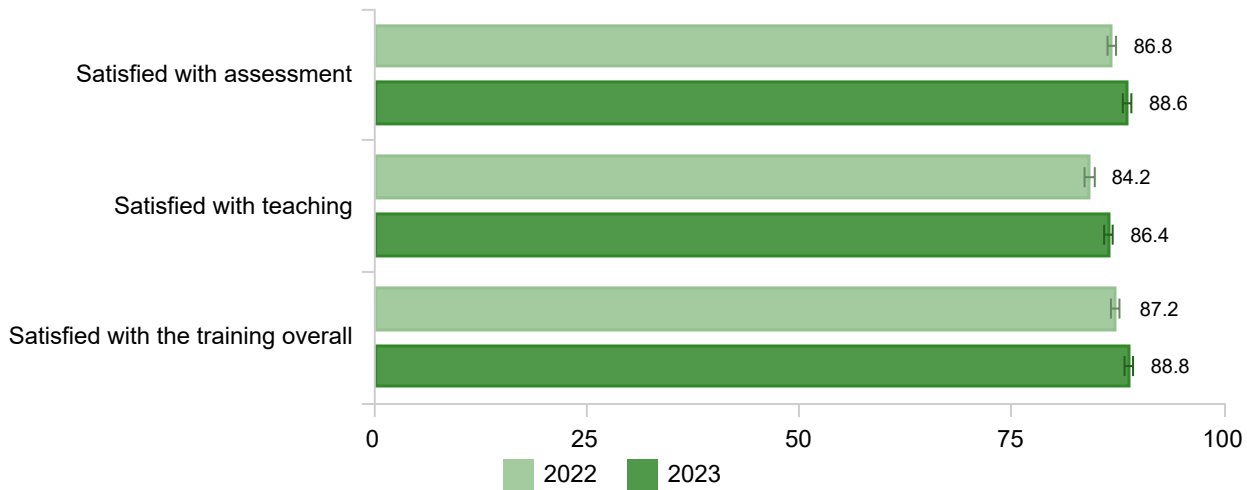
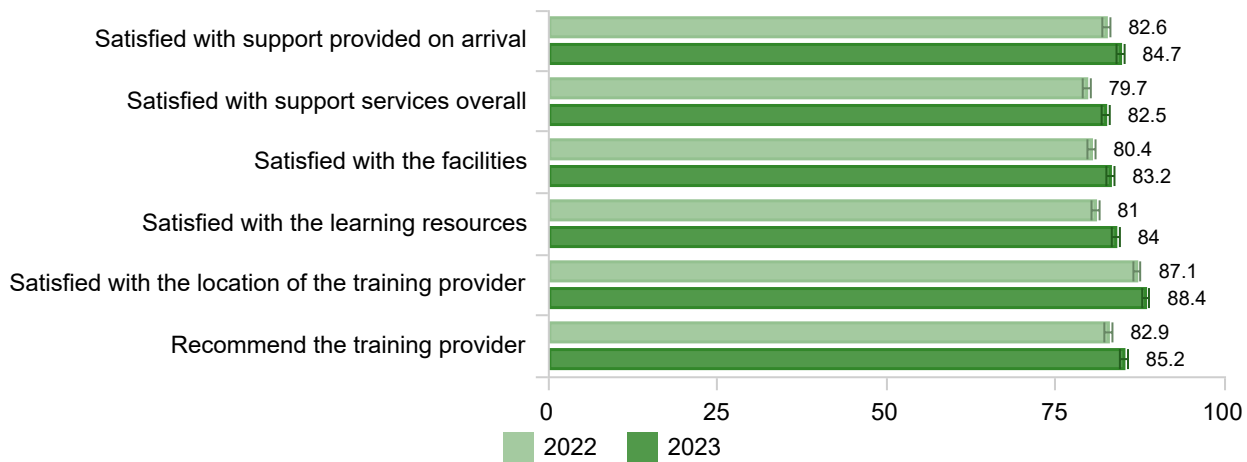


Figure 7 Satisfaction with training provider, for international onshore qualification completers, 2022 and 2023 (%)





© Commonwealth of Australia, 2024



For details and exceptions visit the [NCVER Portal](#).

This document should be attributed as NCVER 2024, *International onshore VET qualification completer outcomes 2023*, NCVER, Adelaide.

This work has been produced by NCVER on behalf of the Australian Government, and state and territory governments, with funding provided through the Australian Government Department of Education.

The views and opinions expressed in this document are those of NCVER and do not necessarily reflect the views of the Australian Government or state and territory governments.

ISBN 978-1-922801-21-0

TD/TNC 155.02

Published by NCVER, ABN 87 007 967 311