

Australian vocational education and training statistics

VET in Schools 2023

National Centre for Vocational Education Research



Highlights

In 2023, in Australia there were 252 105 VET in Schools students, consisting of:

- 7.7% (or 19 310) school-based apprentices and trainees
- 92.3% (or 232 795) students undertaking other VET in Schools programs.

An estimated 27.1% of the Australian population who were at school and aged 15 to 19 years participated in VET in Schools in 2023.

In 2023, compared with 2022, the number of VET in Schools students in Australia increased by 3.8%. Across a five year period, 2019 to 2023, the number of VET in Schools students in Australia increased by 7.0%.

Description

This publication presents information on VET in Schools, the vocational education and training (VET) undertaken by school students as part of their senior secondary certificate of education (SSCE). Students can undertake VET through a school-based apprenticeship or traineeship pathway, or other pathway (the latter is referred to as ‘other VET in Schools students’).

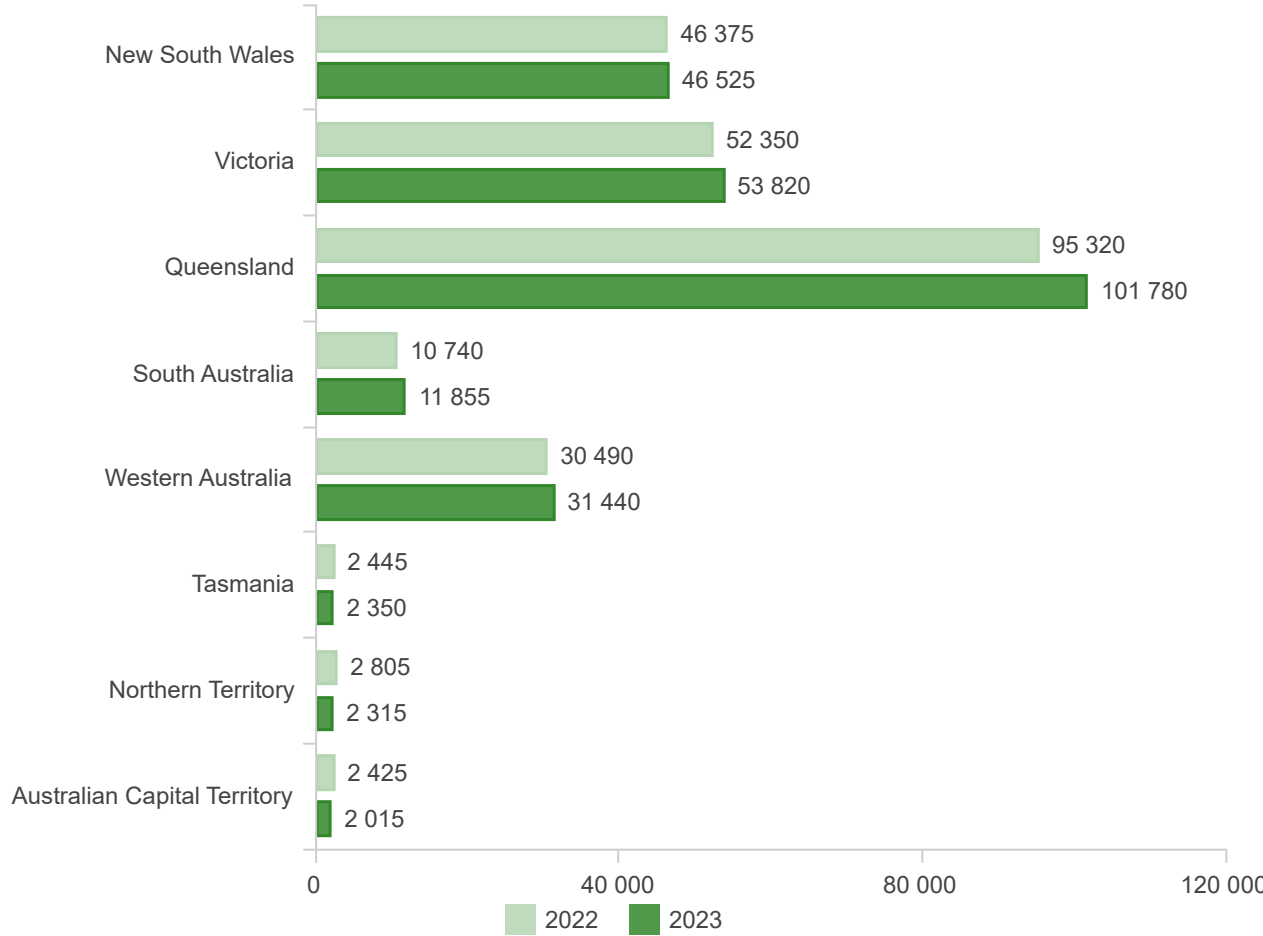
Data are presented by the state or territory of the senior secondary assessment authority.

The information contained in this publication is, unless stated otherwise, derived from the National VET in Schools Collection, which is compiled under the Australian Vocational Education and Training Management Information Statistical Standard (AVETMISS), Release 8.0.

Students

In 2023, there were 252 105 VET in Schools students in Australia, an increase of 3.8% from 2022.

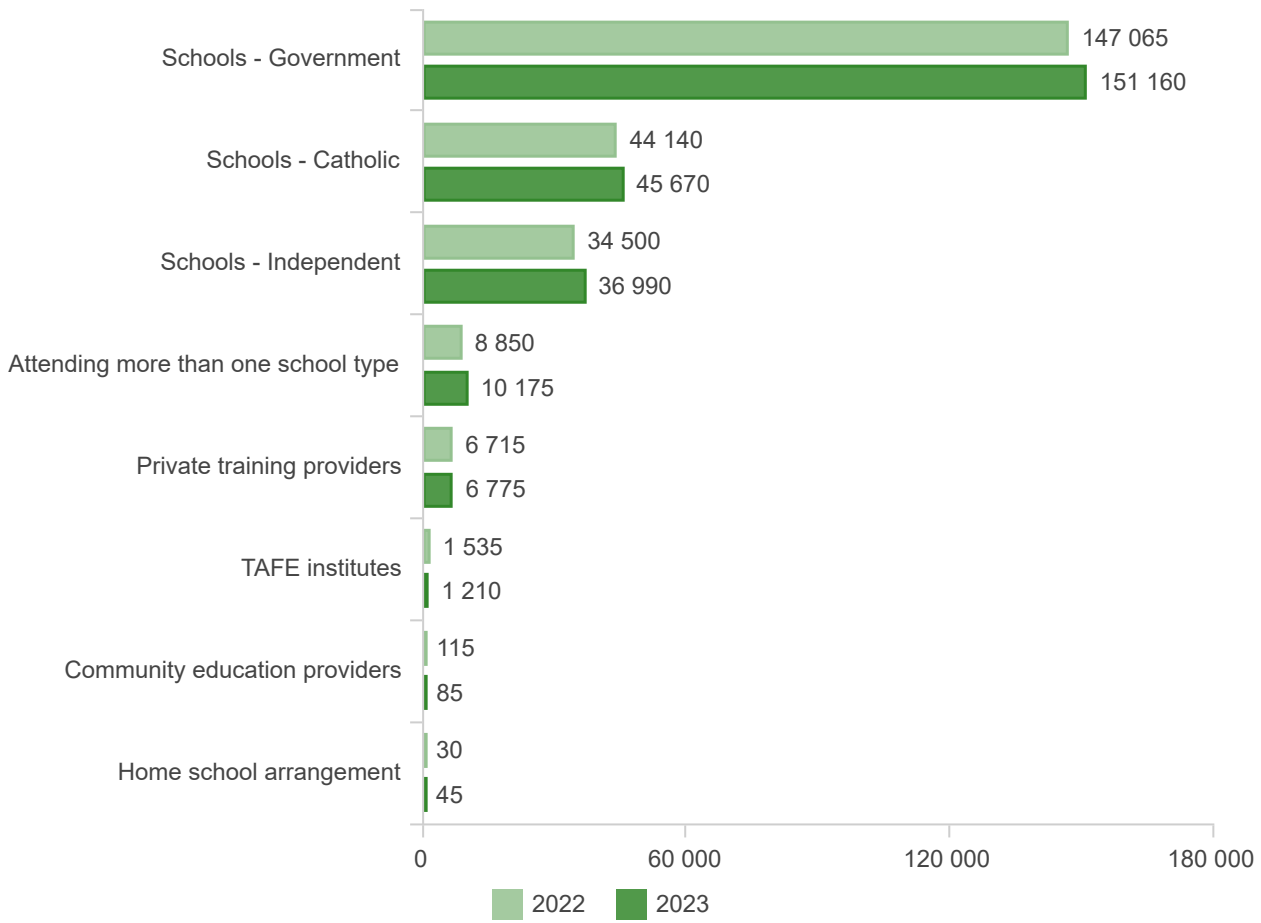
Figure 1 Number of VET in Schools students by state or territory 2022 and 2023



Note: This figure shows student data for all states and territories and does not update based on the state/territory selection.

In 2023, the majority of VET in Schools students were enrolled at a government school (151 160 or 60.0%), followed by a catholic school (45 670 or 18.1%).

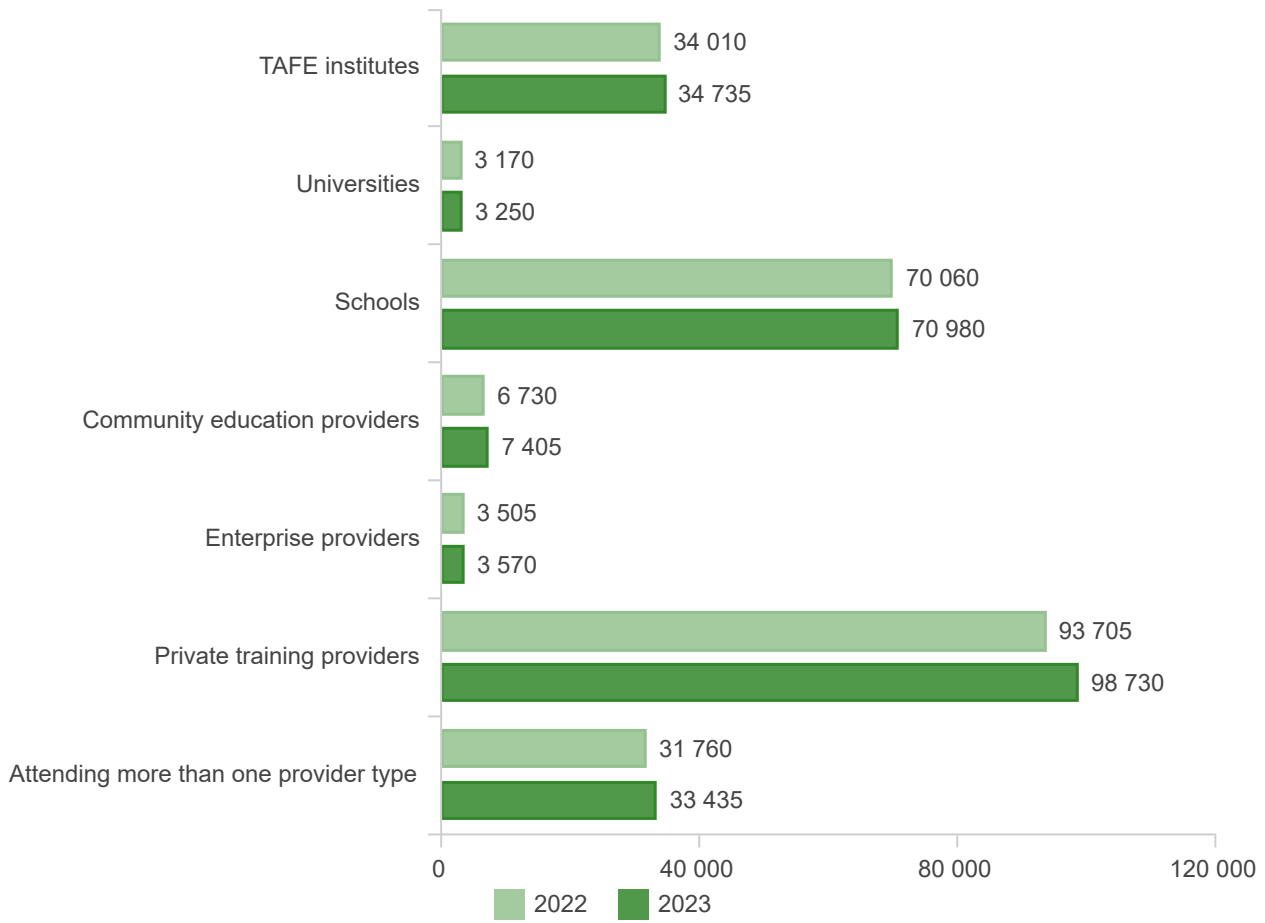
Figure 2 VET in Schools students by school type, 2022 and 2023 - Australia



Notes: School type identifies the home school of the student and not where the training has taken place. It is based on the student's School type identifier across all of their reported enrolments. Students who were enrolled at more than one home school during the year are counted against the "Attending more than one school type" category.

In 2023, 98 730 (or 39.2%) VET in Schools students were enrolled to undertake VET with a private training provider, and 70 980 (or 28.2%) with a school.

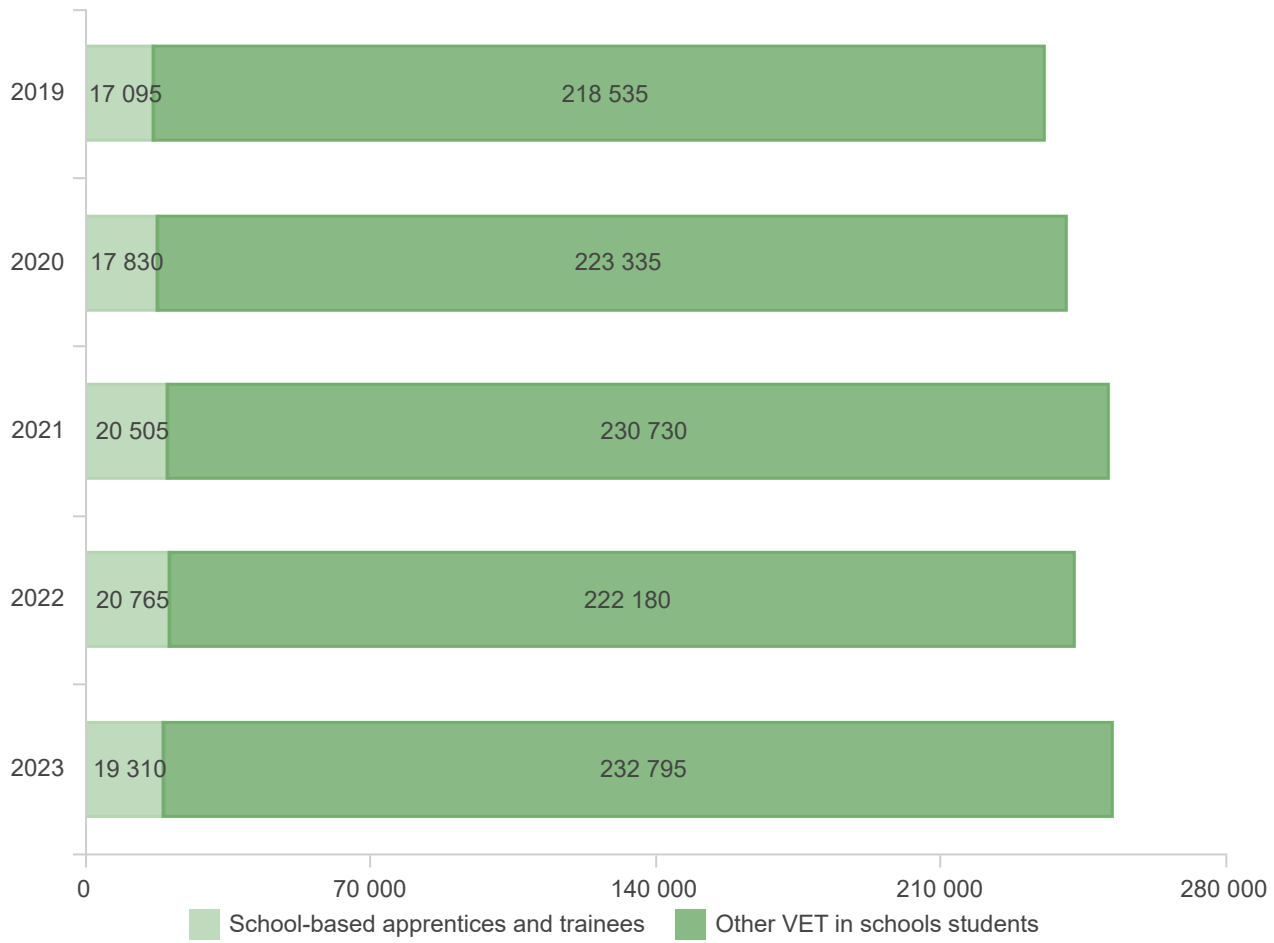
Figure 3 VET in Schools students by VET provider type, 2022 and 2023 - Australia



Note: Provider type refers to the type of institution or organisation providing the training.

In 2023, there were 19 310 school-based apprentices and trainees representing 7.7% of all VET in schools students. The number of school-based apprentices and trainees decreased by 7.0% from 2022.

Figure 4 VET in Schools students by apprentice/trainee status, 2019 to 2023 - Australia

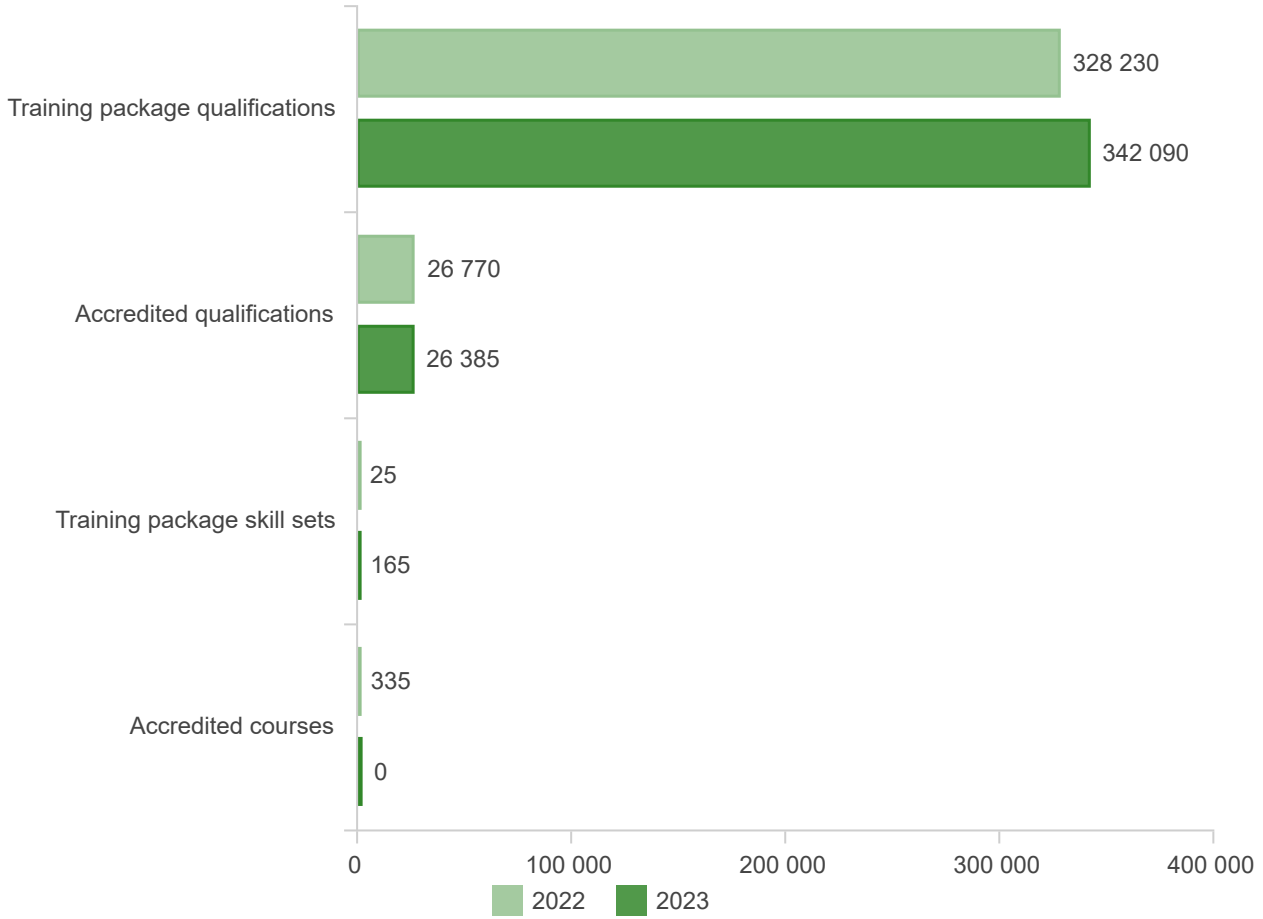


Note: Counts of school-based apprentices and trainees (SBAT) in VET in Schools 2023 may differ from those within Apprentices and trainees publications, as VET in Schools SBAT numbers are calculated from students enrolled in an apprenticeship or traineeship at any point during the calendar year. Whereas "in-training" numbers from the National Apprentice and Trainee Collection refer to contracts in training as at a particular reference date (e.g. 31 December 2023).

Program enrolments

In 2023, there were 368 635 program enrolments, an increase of 3.7% from 2022.

Figure 5 VET in Schools program enrolments by type of training, 2022 and 2023 - Australia

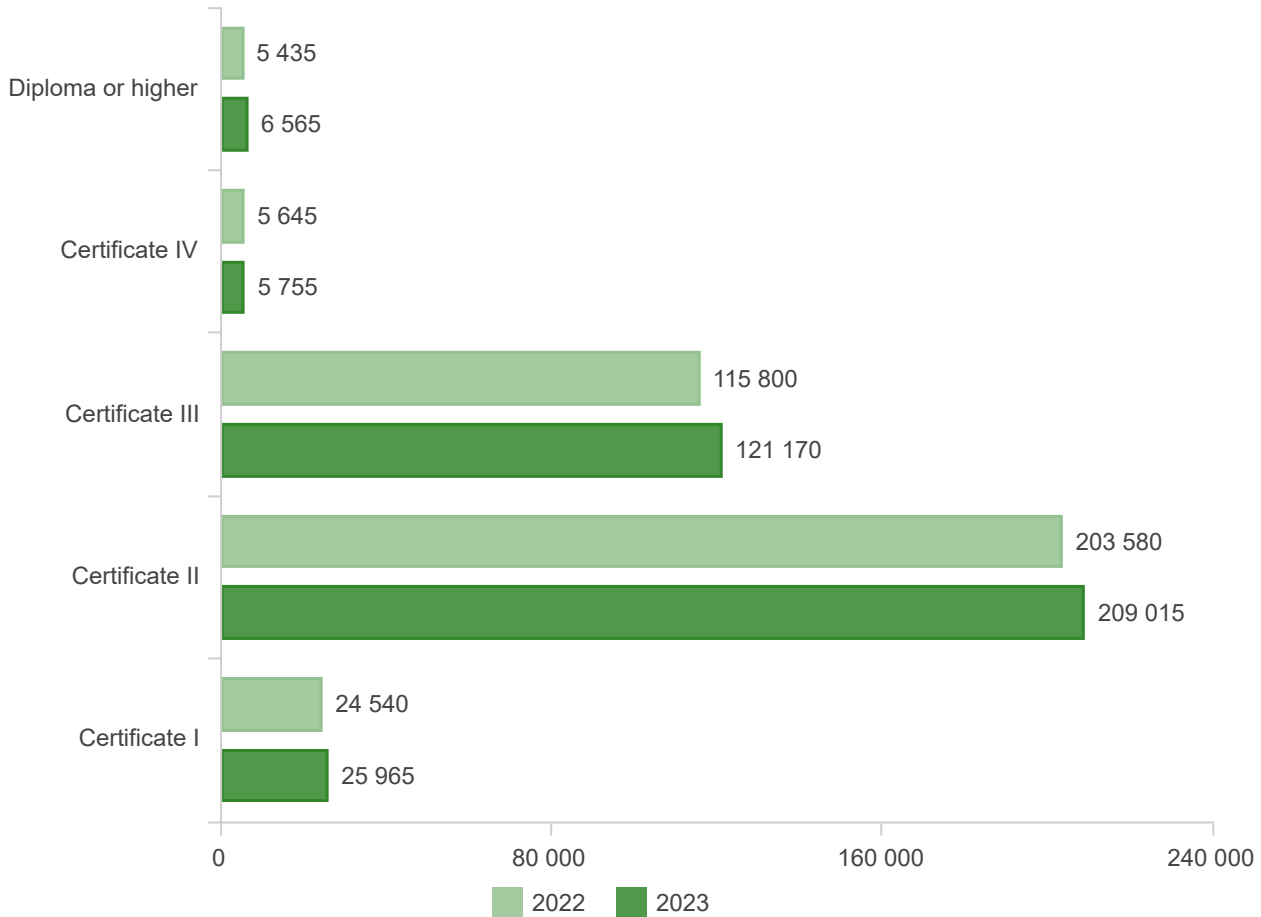


Qualification enrolments

Qualification enrolments are comprised of training package qualifications and accredited qualifications.

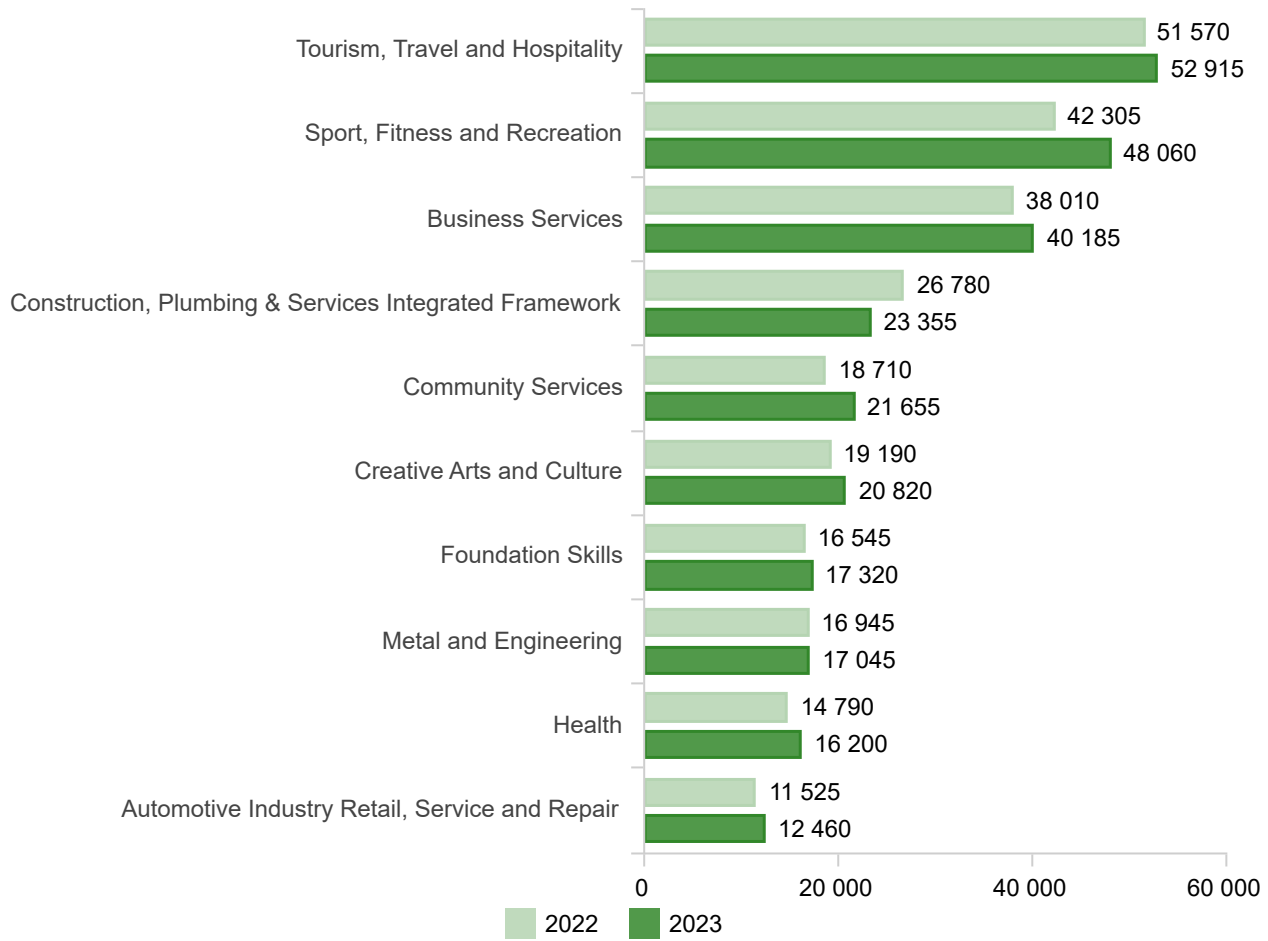
In 2023, there were 368 470 qualification enrolments. The majority of these qualification enrolments were in Certificate II (209 015 or 56.7%), followed by Certificate III (121 170 or 32.9%).

Figure 6 VET in Schools qualification enrolments by level of education, 2022 and 2023 - Australia



In 2023, there were 342 090 enrolments in training package qualifications, an increase of 4.2% from 2022. The most popular training package was Tourism, Travel and Hospitality (52 915 or 15.5%), followed by Sport, Fitness and Recreation (48 060 or 14.0%).

Figure 7 Top ten training packages by number of VET in Schools qualification enrolments, 2022 and 2023 - Australia



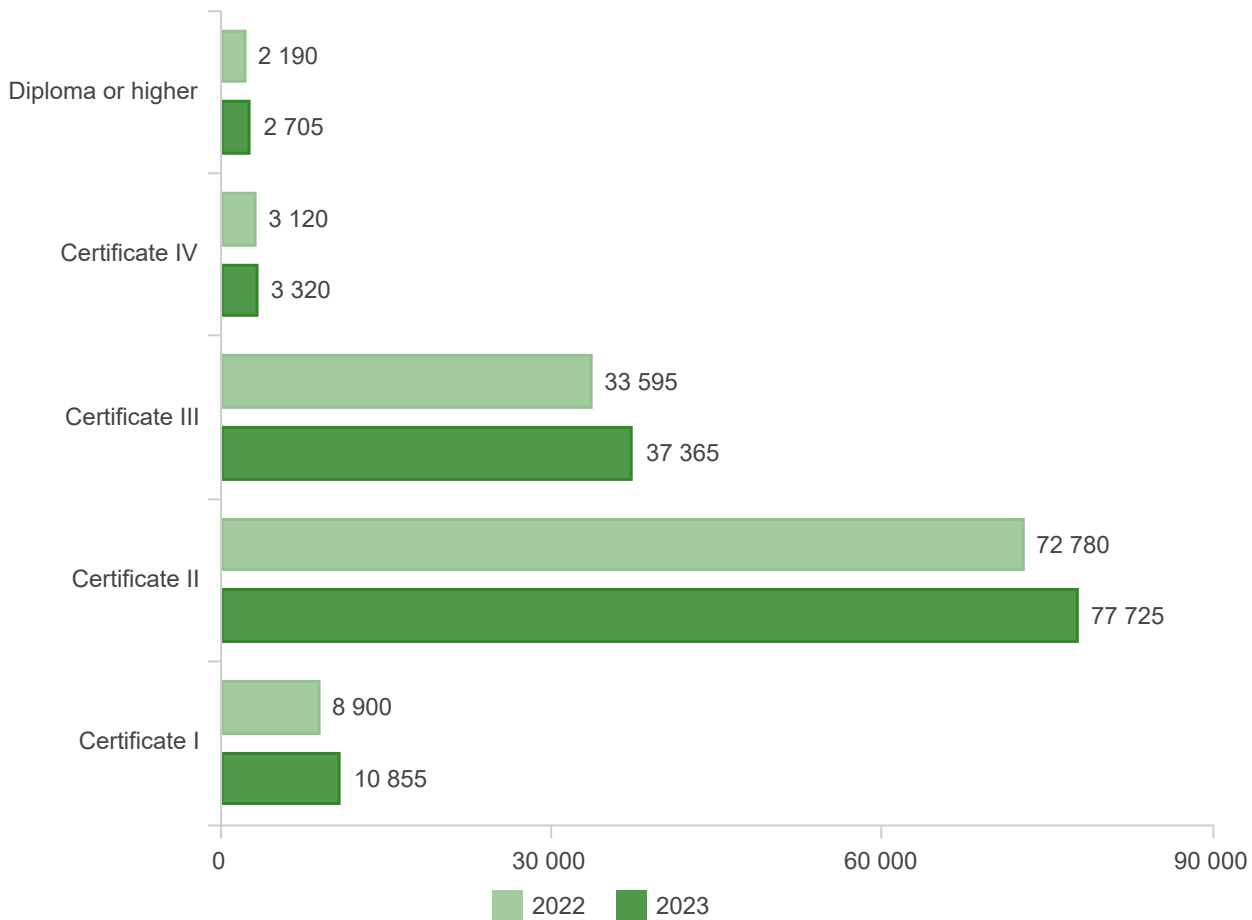
Notes: Only training package qualifications are included in this figure. For a full list of training packages and non-training package information, refer to the DataBuilder.

Qualification completions

In 2023, there were 131 975 qualification completions.

The highest number of qualification completions was in Certificate II (77 725 or 58.9%), followed by Certificate III (37 365 or 28.3%).

Figure 8 VET in Schools qualification completions by level of education, 2022 and 2023 - Australia



Note: The number of completions will be revised with subsequent releases of VET in Schools.

Additional information:

The estimated participation rate is calculated using state of data submitter as a proxy for state of residence due to the high number of records with an unknown residential address.

Data for calculating the participation rate are sourced from the NCVER National VET in Schools Collection, and Australian Bureau of Statistics (ABS) 2023, Schools, Table 42b Number of Full-time and Part-time Students, 2006-2023.

© Commonwealth of Australia, 2024



For details and exceptions visit the [NCVER Portal](#).

This document should be attributed as NCVER 2024, *VET in Schools 2023*, NCVER, Adelaide.

This work has been produced by NCVER on behalf of the Australian Government, and state and territory governments, with funding provided through the Australian Government Department of Employment and Workplace Relations.

The views and opinions expressed in this document are those of NCVER and do not necessarily reflect the views of the Australian Government or state and territory governments.

ISSN 2205-5290
TD/TNC 156.03

Published by NCVER, ABN 87 007 967 311