

Australian vocational education and training statistics

Government-funded students and courses - January to March 2024

National Centre for Vocational Education Research



Highlights

In the three months ending 31 March 2024, 761 475 students were enrolled in government-funded vocational education and training (VET) in Australia. They included:

- 742 040 students enrolled in nationally recognised training
- 25 395 students enrolled in non-nationally recognised training.

There were 820 950 government-funded program enrolments in Australia comprised of:

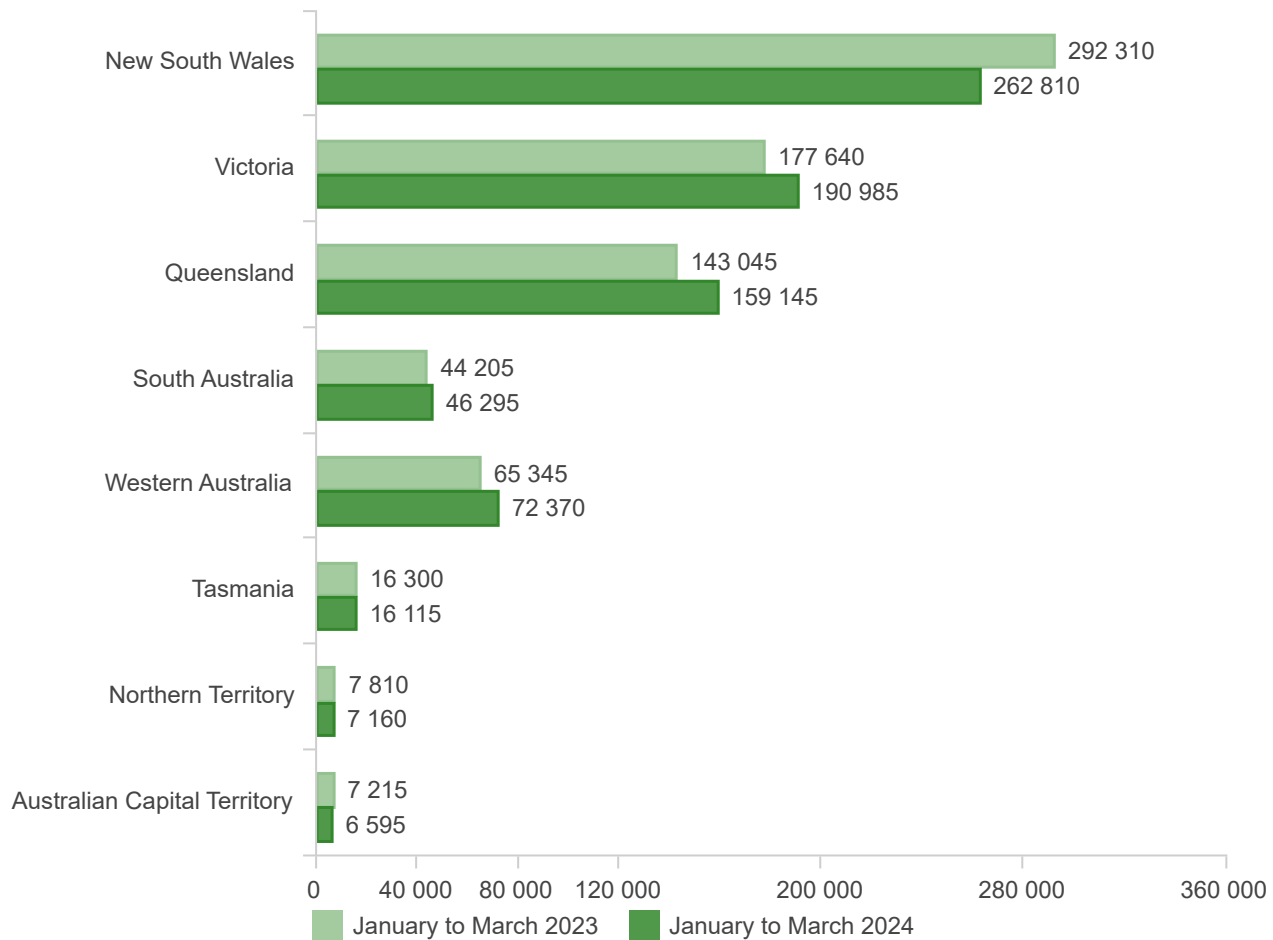
- 95.8% in nationally recognised programs
 - 91.6% were in qualifications: 83.6% in training package qualifications and 8.1% in accredited qualifications
 - 4.2% were in training package skill sets and accredited courses
- 2.5% in locally developed programs
- 1.7% in non-nationally recognised programs.

In the three months ending 31 March 2024, there were 752 310 government-funded nationally recognised qualification enrolments in Australia. The most popular level of education was Certificate III (376 290 or 50.0%), followed by Certificate IV (160 095 or 21.3%).

Students

In the three months ending 31 March 2024, 761 475 students were enrolled in government-funded VET in Australia, an increase of 1.0% from the same period in 2023.

Figure 1 Government-funded students by state/territory, January to March 2023 and 2024, Australia



Note: This chart shows the overall picture of Australia and does not update based on state/territory selection.

In the three months ending 31 March 2024, 742 040 government-funded students were enrolled in nationally recognised VET, consisting of:

- training package qualifications (650 720 students or 87.7%)
- accredited qualifications (62 160 students or 8.4%)
- training package skill sets (5 705 students or 0.8%)
- accredited courses (24 060 students or 3.2%)
- locally developed skill sets and courses comprised of at least one nationally recognised subject (18 885 students or 2.5%)
- stand-alone nationally recognised subjects (6 030 students or 0.8%).

Note that students are enrolled in one or more programs, others in stand-alone subjects, and some in a combination of both.

Figure 2 Government-funded students enrolled in nationally recognised VET by type of training, January to March 2023 and 2024, Australia



Note: The sum of students will not add to the January-March 2024 total (742 040) for Australia as a student may have enrolled in multiple programs and/or subjects in the reporting period.

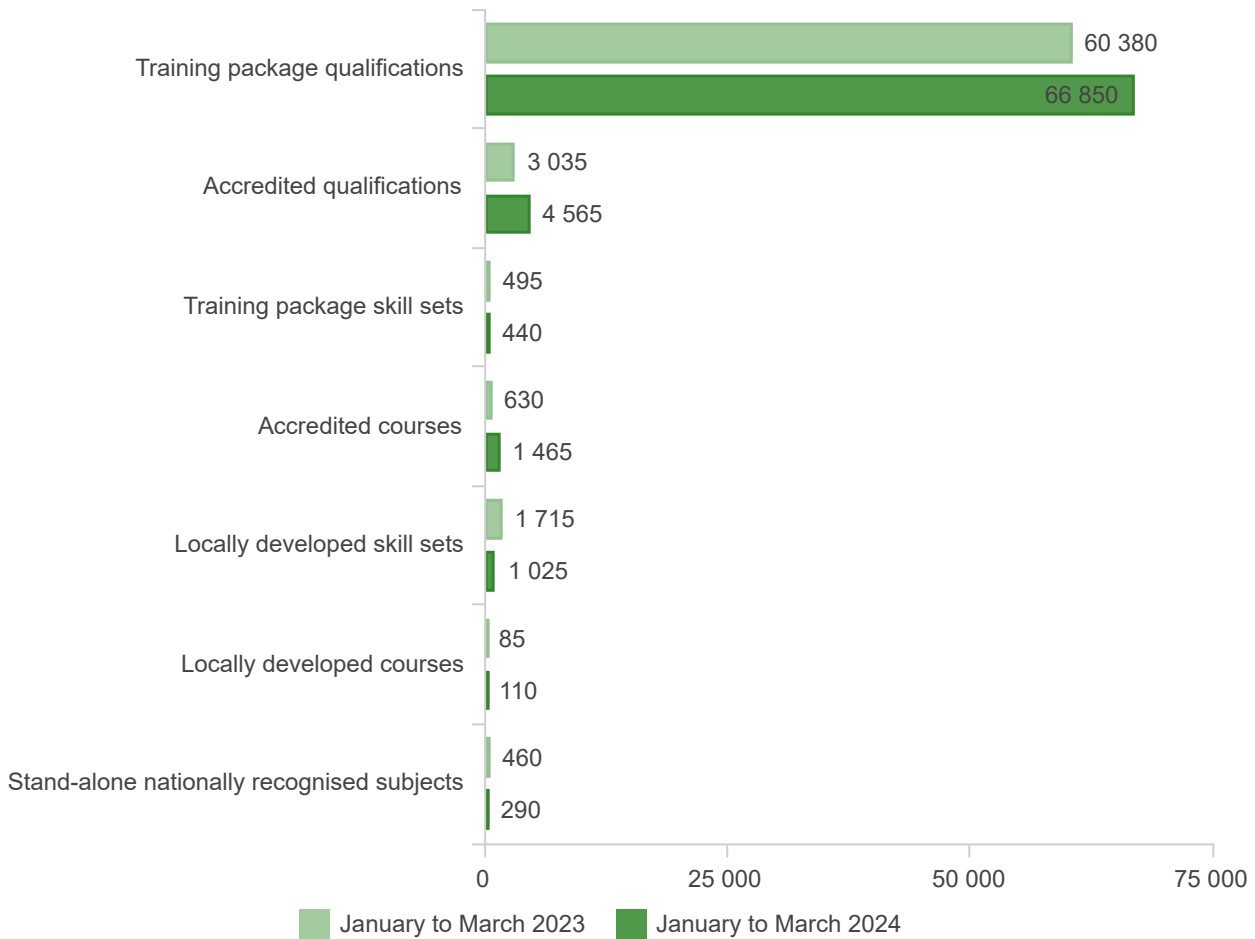
In the three months ending 31 March 2024, 25 395 government-funded students were enrolled in non-nationally recognised VET, consisting of:

- non-nationally recognised programs (13 660 students)
- higher education qualifications (0 students)
- stand-alone non-nationally recognised subjects (11 805 students).

Full-year training equivalents (FYTEs)

In the three months ending 31 March 2024, there were 74 745 FYTEs in government-funded nationally recognised VET in Australia. The majority of these were within Training package qualifications (66 850 or 89.4%), followed by Accredited qualifications (4 565 or 6.1%).

Figure 3 Government-funded FYTEs by nationally recognised type of training, January to March 2023 and 2024, Australia



In the three months ending 31 March 2024, there were 2 265 FYTEs in government-funded non-nationally recognised VET in Australia, consisting of:

- 1 895 FYTEs in non-nationally recognised programs including higher education qualifications
- 370 FYTEs in non-nationally recognised stand-alone subjects.

Provider reporting type

In the three months ending 31 March 2024, 1 274 providers were delivering government-funded VET in Australia, a decrease of 0.1% from the same period in 2023.

Table 1 Provider reporting type, January to March 2020 to 2024, Australia

Provider reporting type	Jan-Mar 2020	Jan-Mar 2021	Jan-Mar 2022	Jan-Mar 2023	Jan-Mar 2024
TAFE institutes	24	24	24	24	24
Other government providers	10	10	9	10	10
Community education providers	247	235	116	223	216
Private training providers	922	902	867	864	882
Other training providers	228	207	200	201	191
Total	1 380	1 329	1 166	1 275	1 274

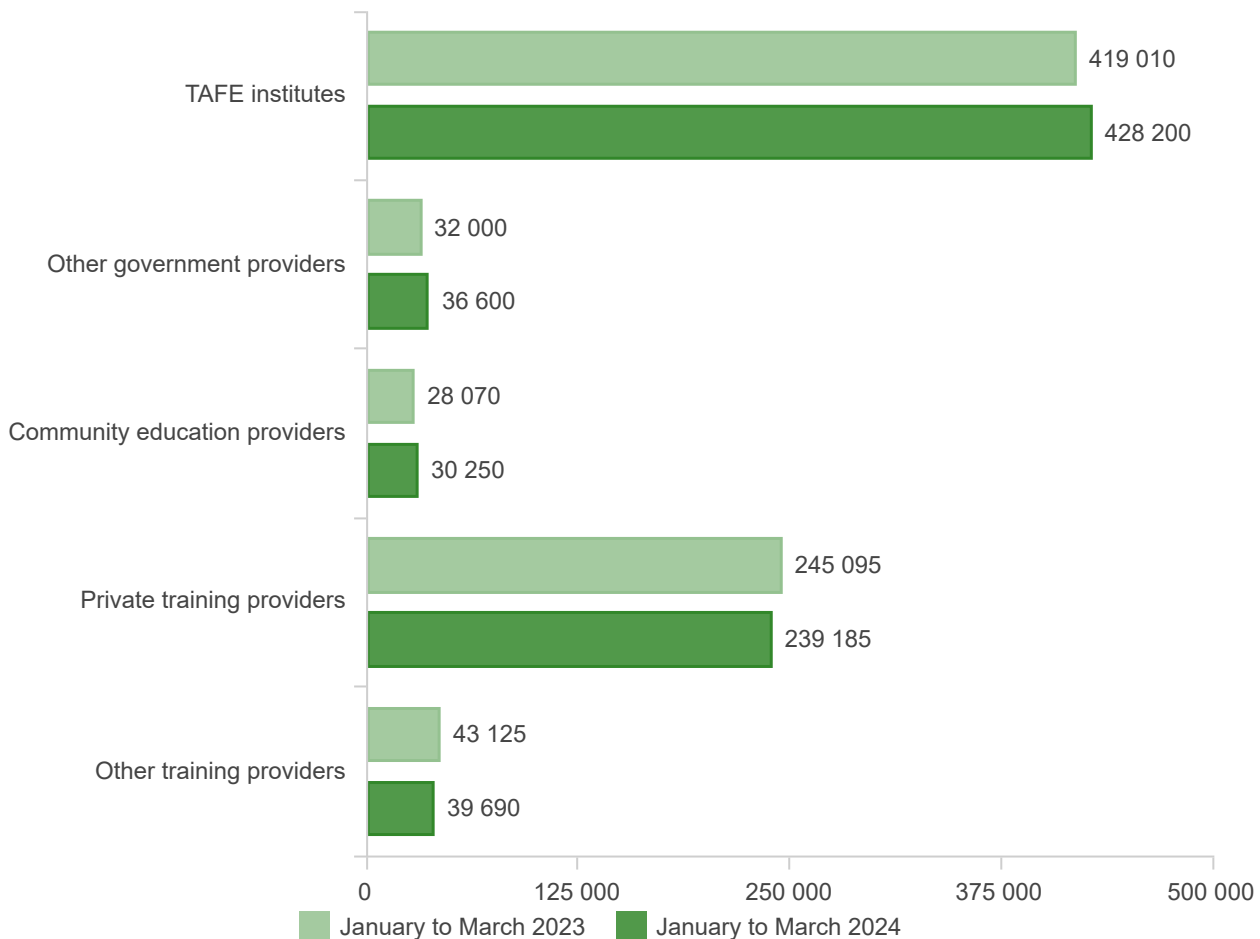
Note: The total is a distinct count of training providers that submitted data through the state training authorities. Some training providers deliver VET in more than one state or territory and may be classified against multiple provider reporting type classifications, but only counted once in the total.

Students by provider reporting type

Of the 761 475 students enrolled in government-funded VET in Australia:

- 428 200 or 56.2% were enrolled at TAFE institutes (up 2.2% from January to March 2023)
- 36 600 or 4.8% at other government providers (up 14.4%)
- 30 250 or 4.0% at community education providers (up 7.8%)
- 239 185 or 31.4% at private training providers (down 2.4%)
- 39 690 or 5.2% at other training providers (down 8.0%).

Figure 4 Government-funded students by provider reporting type, January to March 2023 and 2024, Australia



Note: The sum of students will not add to the January to March 2024 total (761 475) for Australia as a student may have enrolled in multiple provider types in the reporting period.
Other training providers include TAFE institutes undertaking training outside of their head office state or territory.

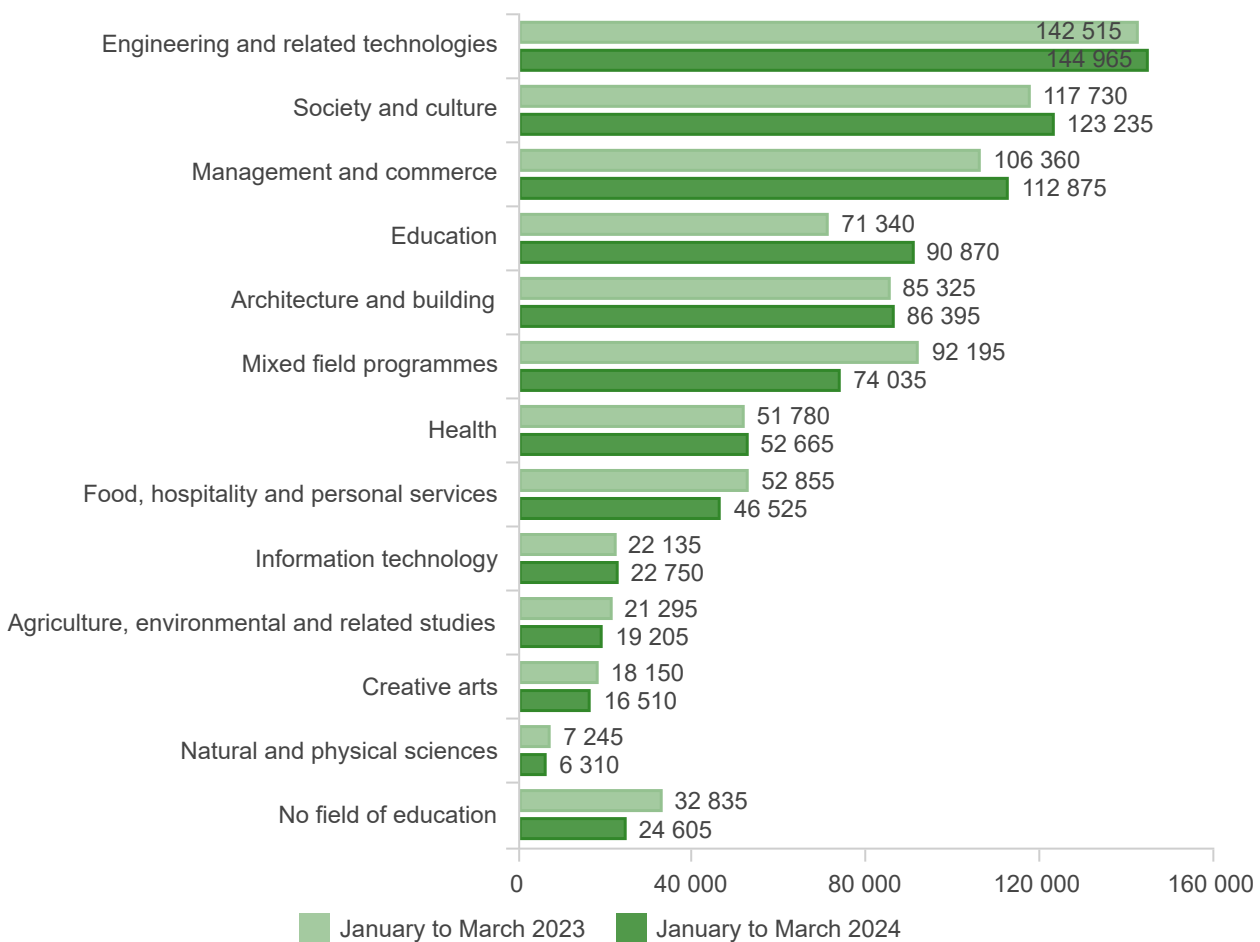
Program enrolments

In the three months ending 31 March 2024, there were 820 950 government-funded program enrolments in Australia, a decrease of 0.1% from the same period in 2023. Of these:

- 91.6% were in qualifications, including training package qualifications (83.6%) and accredited qualifications (8.1%)
- 4.2% were in training package skill sets and accredited courses
- 2.5% were in locally developed programs comprised of at least one nationally recognised subject
- 1.7% were in non-nationally recognised programs.

In the three months ending 31 March 2024, the most popular field of education was Engineering and related technologies (144 965 or 17.7%), followed by Society and culture (123 235 or 15.0%).

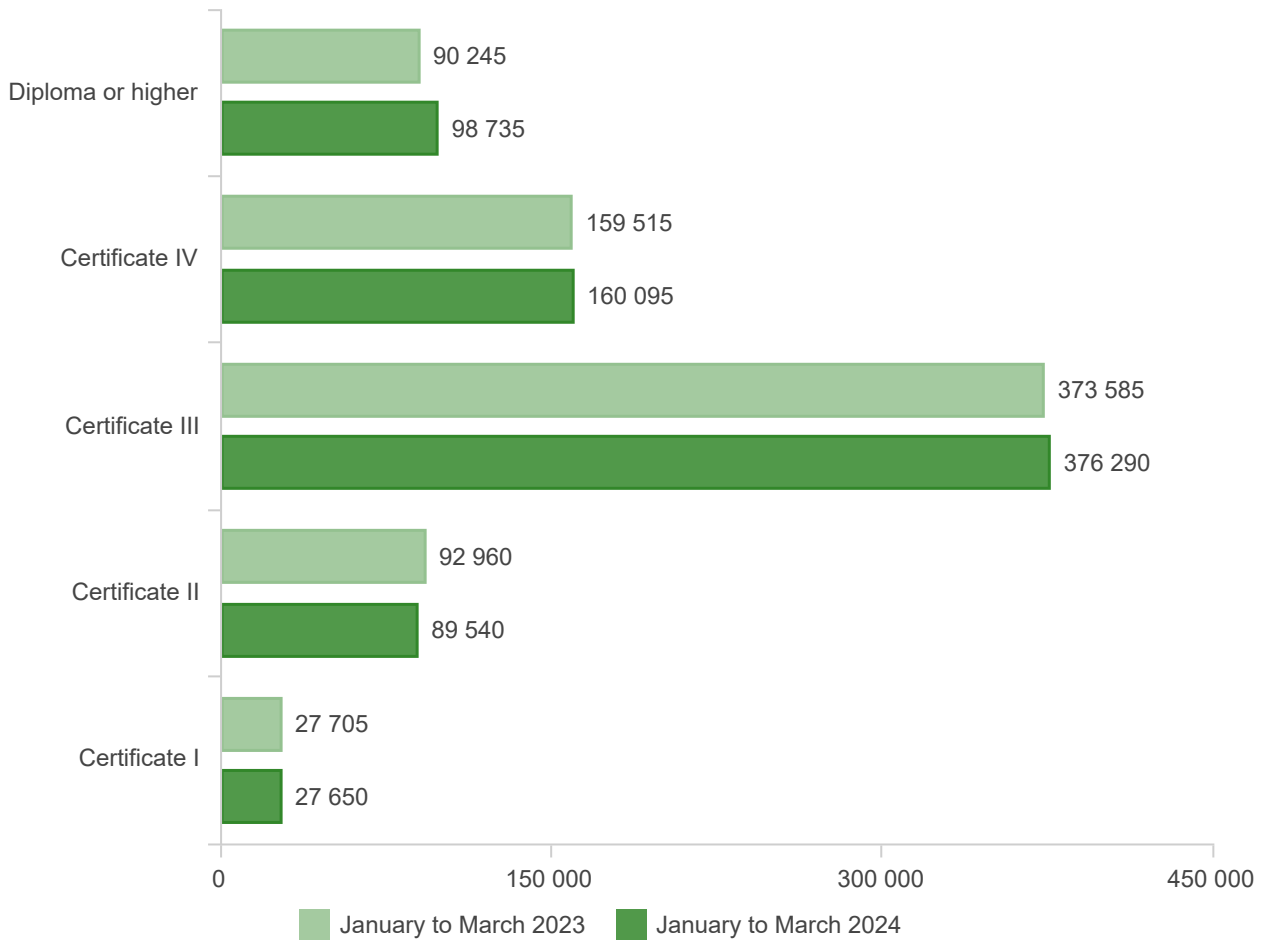
Figure 5 Government-funded program enrolments by field of education, January to March 2023 and 2024, Australia



Note: Training package skill sets and locally developed skill sets are reported without a field of education.

In the three months ending 31 March 2024, there were 752 310 government-funded nationally recognised qualification enrolments in Australia (up 1.1% from the same period in 2023). The most popular level of education was Certificate III (376 290 or 50.0%), followed by Certificate IV (160 095 or 21.3%).

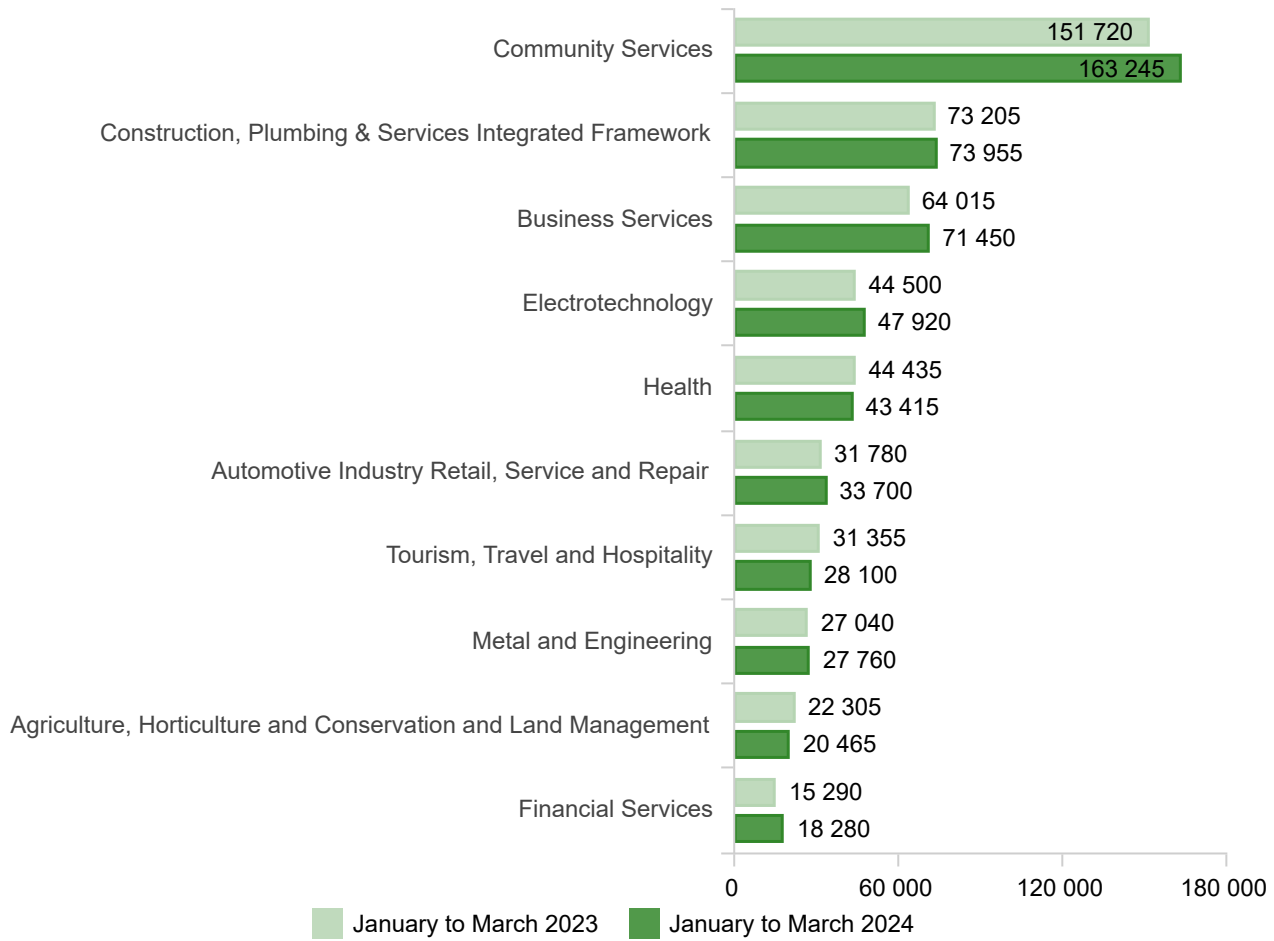
Figure 6 Government-funded nationally recognised qualification enrolments by level of education, January to March 2023 and 2024, Australia



Note: Data in the figure above are based on training package qualifications and accredited qualifications only. Other programs such as training package skill sets and accredited courses are excluded.

In the three months ending 31 March 2024, Community Services had the highest number of training package enrolments (163 245 or 23.6%), followed by Construction, Plumbing & Services Integrated Framework (73 955 or 10.7%).

Figure 7 Top ten training packages by number of government-funded program enrolments, January to March 2023 and 2024, Australia



Note: For a full list of training packages and non-training packages information, refer to the [DataBuilder](#).



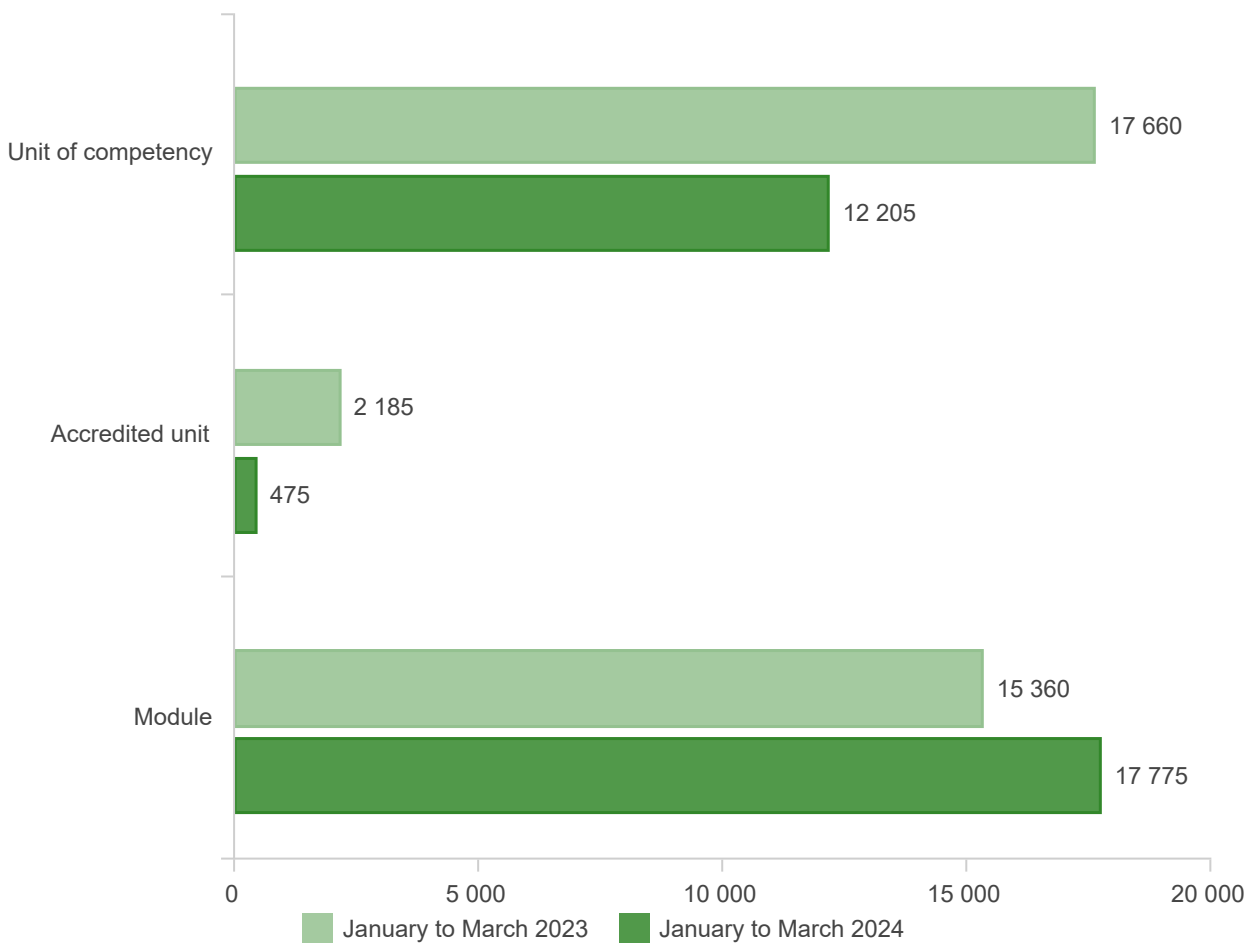
Subject Enrolments

In the three months ending 31 March 2024, there were 4 821 895 enrolments in government-funded VET subjects in Australia.

Of these, 30 455 (0.6%) were in stand-alone subjects, consisting of:

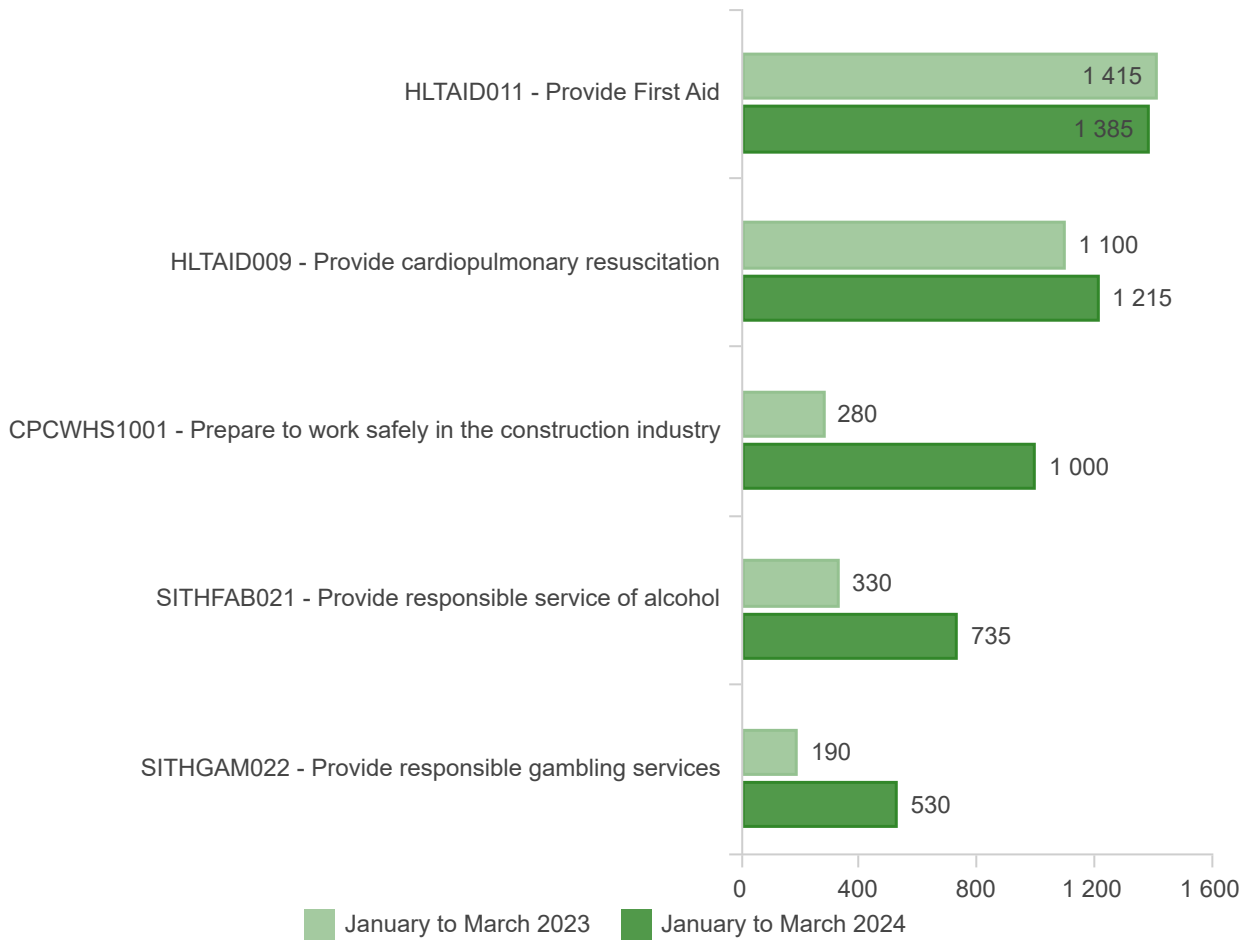
- 12 480 stand-alone nationally recognised subjects, which are comprised of units of competency and accredited units
- 17 975 stand-alone non-nationally recognised subjects, which are comprised of units of competency and modules.

Figure 8 Government-funded stand-alone subject enrolments by subject type, January to March 2023 and 2024, Australia



Note: Data for modules are based on stand-alone non-nationally recognised subject enrolments. Data for units of competency are based on stand-alone non-nationally recognised subject and stand-alone nationally recognised enrolments.

Figure 9 Top five units of competency by number of government-funded stand-alone subject enrolments, January to March 2023 and 2024, Australia



Note: For a full list of units of competency, refer to the [DataBuilder](#).

© Commonwealth of Australia, 2024



For details and exceptions visit the [NCVER Portal](#).

This document should be attributed as NCVER 2024, *Government-funded students and courses - January to March 2024*, NCVER, Adelaide.

This work has been produced by NCVER on behalf of the Australian Government, and state and territory governments, with funding provided through the Australian Government Department of Employment and Workplace Relations.

The views and opinions expressed in this document are those of NCVER and do not necessarily reflect the views of the Australian Government or state and territory governments.

ISSN 2205-4391
TD/TNC 156.05

Published by NCVER, ABN 87 007 967 311